

IPC-7220

Desktop/Wallmount Chassis for ATX Motherboard




Features

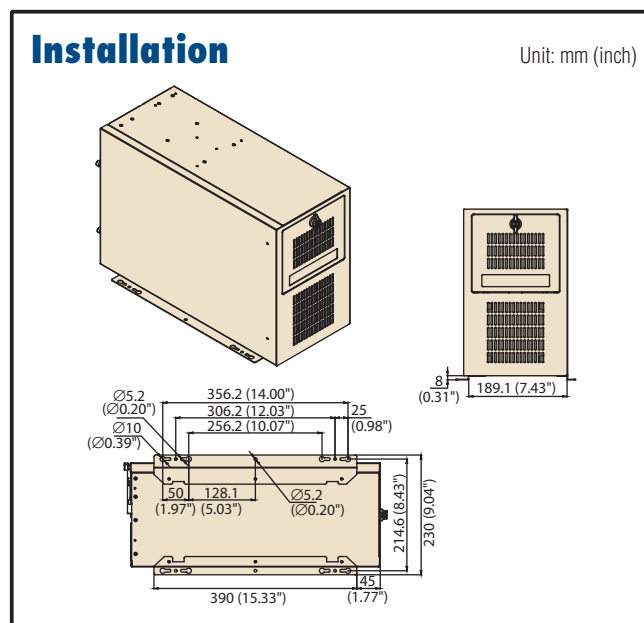
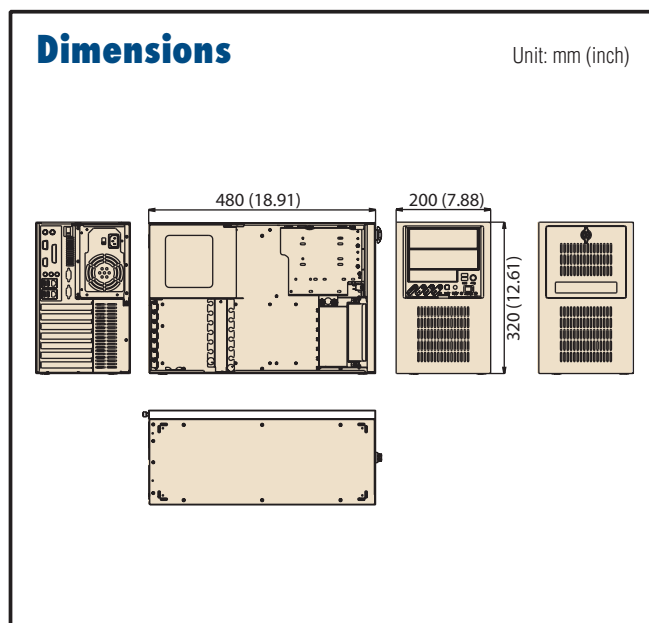
- Supports two front-accessible 5.25" and two standard 3.5" drives (one external & one internal)
- Lockable front door prevents unauthorized access
- Front-accessible USB and PS/2 interfaces
- Front LED indicators for fault detection and alarm notification
- Easy-to-maintain air filters
- Shock-resistant drive bay
- Bidirectionally mountable on panels or walls with supplied bracket
- Optional redundant power supply



Specifications

Drive Bay	5.25"	Front-accessible	Internal
	3.5"	2	-
Cooling	Air Filters	2 (one 7 x 12 cm and one 12 x 12 cm)	
	Fan	One (85 CFM)	
I/O Interface	USB	2 (front-accessible)	
	PS/2	PS/2 keyboard and mouse, or PS/2 keyboard depends on the enclosed motherboard	
Miscellaneous	Indicators	PWR, HDD, Temperature and Fan	
	Switches	Power, system reset and alarm reset	
	Rear Panel	Reserved two D-Sub 9-pin openings	
Environmental	Temperature	Operating 0 ~ 40° C (32 ~ 104° F)	Non-Operating -20 ~ 60° C (-4 ~ 140° F)
	Humidity	10 ~ 85 % @ 40° C, non-condensing	10 ~ 95 % @ 40° C, non-condensing
	Vibration (5 ~ 500 Hz)	1 Grms	2 G
	Shock	10 G (with 11 ms duration, half sine wave)	30 G
	Altitude	0 to 3,048 m (0 ~ 10,000 ft)	
	Physical Characteristics	Dimensions (W x H x D)	200 x 320 x 480 mm (7.9" x 12.6" x 18.9")
	Weight	14 kg (30.8 lb)	





Power Supply Options

Part Number	Watt	Input	Output	Specifications		
				Mini-load	Safety	MTBF
PS-300ATX-DC48E (ATX)	300 W	DC - 48 V	+5 V @ 30 A, +3.3 V @ 28 A +12 V @ 15 A, -12 V @ 0.8 A -5 V @ 0.3 A, +5 Vsb @ 2 A	+5 V @ 0.3 A, +3.3 V @ 0.3 A +12 V @ 0.2 A	UL/TUV/CB/CCC	100,000 hrs @ 25° C
PS-300ATX-ZBE (ATX, PFC)	300 W	AC 100 ~ 240 V (full-range)	+5 V @ 30 A, +3.3 V @ 28 A +12 V @ 15 A, -12 V @ 0.8 A -5 V @ 0.3 A, +5 Vsb @ 2 A	+5 V @ 0.1 A, +12 V @ 0.3 A	UL/TUV/CB/CCC	100,000 hrs @ 25° C
RPS-300ATX-ZE (ATX, PFC)	300 W	AC 100 ~ 240 V (full-range)	+5 V @ 25 A, +3.3 V @ 18 A +12 V @ 16 A, -12 V @ 0.5 A -5 V @ 0.5 A, +5 Vsb @ 2 A	+5 V @ 3 A, +3.3 V @ 1 A +12 V @ 2 A, +5 Vsb @ 0.1 A	UL/TUV/CB/CCC	100,000 hrs @ 25° C
PS-400ATX-ZBE (ATX, PFC)	400 W	AC 100 ~ 240 V (full-range)	+5 V @ 35 A, +3.3 V @ 25 A +12 V @ 30 A, -12 V @ 1.0 A -5 V @ 0.8 A, +5 Vsb @ 2 A	+5 V @ 3 A, +3.3 V @ 1 A +12 V @ 2 A, +5 Vsb @ 0.1 A	UL/TUV/CB/CCC	91,000 hrs @ 25° C
RPS-400ATX-ZE (ATX, PFC)	400 W	AC 100 ~ 240 V (full-range)	+5 V @ 35 A, +3.3 V @ 25 A +12 V @ 28 A, -12 V @ 1.2 A -5 V @ 0.5 A, +5 Vsb @ 2 A	+5 V @ 3 A, +3.3 V @ 1 A +12 V @ 2 A, +5 Vsb @ 0.1 A	UL/TUV/CB/CCC	100,000 hrs @ 25° C

Accessories

Part Number	Description
1750000257	2U-high P4 Socket 478 CPU cooler up to 3.2 GHz (89 W)
1759208500	Fan 120 x 120 x 25.4 mm with housing
1990000486	Fan filter 133 x 112 x 5 mm
1990000488	Door filter

Ordering Information

Part Number	Power Supply	Motherboard	Regulation
IPC-7220-00XE	Without power supply, with ATX switch	-	-
IPC-7220-30ZE	PS-300ATX-ZBE	-	CE