


PCI/PX Backplane

Support PCI and ISA Slot on one backplane ! For PICMG1.0 Single board computer

The advantages of using this series of PICMG1.0 cards are numerous:

1. Supports standard PICMG version 1.0 slot on the PCI/PX series passive backplane.
2. Compatible with all available PCI/ISA cards PCI/PX backplane is also integrated with the ROCKY series Card slot.



Selection Guide

PAC series wall-mount Chassis

4U Rack-mount Chassis

2U Rack-mount Chassis


Model	PCI-4S-RS-R40	PCI-5S-RS-R40	PCI-5S2A-R40 PCI-5S2-RS-R40	PCI-6S-RS-R40	PCI-7S-RS-R40	PCI-8S-RS-R40	PX-8S-RS-R40
Total Slot	4	5	5	6	7	8	8
PCI Slot	3	3	4	4	4	4	6
ISA Slot	1	2	1	2	3	4	2
PSU Type	ATX/AT	ATX/AT	ATX/AT	ATX/AT	ATX/AT	ATX/AT	ATX/AT
Chassis	PAC-42GF-R20		RACK-500G-R20	PAC-106G-R20 PAC-107G-R20 PAC-1000G	PAC-1700G		

Model	PCI-10S-RS-R40	PX-10S-RS-R40	PCI-10S2-RS-R40	PCI-12S-RS-R40	PCI-13SD-RS-R40	PCI-14S-RS-R40	PCI-14S2-RS-R40
Total Slot	10	10	10	12	13	14	14
PCI Slot	4	7	4	4	3+4	4	4
ISA Slot	5	3	5	7	3+3	9	8
PSU Type	ATX/AT	ATX/AT	ATX/AT	ATX/AT	ATX/AT	ATX/AT	ATX/AT
Chassis	PAC-125G-R20 RACK-900G	PAC-125G-R20	RACK-900G	RACK-814G-R20 RACK-3000G-R20	RACK-305G-R20 RACK-360G-R20 RACK-814G-R20 RACK-3000G-R20	RACK-814G-R20	RACK-305G-R20 RACK-360G-R20 RACK-814G-R20 RACK-3000G-R20
Note					for Dual System		

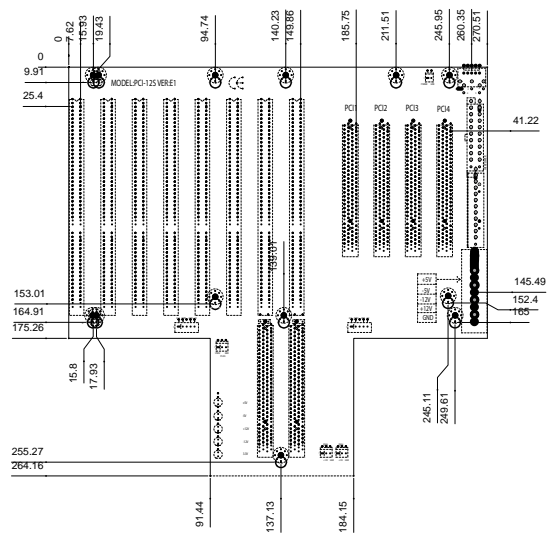
Model	PCI-14S3-RS-R40	PX-18SQ-RS-R40	PX-14S2-RS-R40	PX-14S3-RS-R40	PX-14S5-RS-R40	PCI-19S-RS-R40	PX-20S2-RS-R40	PX-20S3-RS-R40
Total Slot	14	18	14	14	14	19	20	20
PCI Slot	4	12	7	12	7	4	17	18
ISA Slot	9	2	6	2	6	14	3	1
PSU Type	ATX/AT	ATX	ATX/AT	ATX/AT	ATX/AT	ATX/AT	ATX/AT	ATX/AT
Chassis	RACK-305G RACK-360G RACK-814G RACK-3000G	RACK-4000B	RACK-814G RACK-3000G	RACK-305G RACK-360G RACK-814G RACK-3000G	RACK-305G RACK-360G RACK-814G RACK-3000G	RACK-3200G RACK-3035G	RACK-3200G RACK-3035G	RACK-3200G RACK-3035G

Model	PCI-2SD2-RS-R40	PCI-5SD5-RS-R40	PCI-5SD6-RS-R40	PCI-5SDA-RS-R40	PCI-6SD-RS-R40/PCI-6SR-RS-R40
Total Slot	2	6	6	6	6
PCI Slot		L2+R2	L2+R2	L2+R2	L1+R1
ISA Slot	R2				L1+R1
PSU Type	ATX/AT	AT	ATX	ATX/AT	ATX
Chassis	RACK-1150G RACK-1151G	RACK-220G RACK-2000G	RACK-220G RACK-2000G	RACK-220G RACK-2000G	RACK-220G RACK-2000G

PCI-12S-RS-R40




No Keyboard Connector



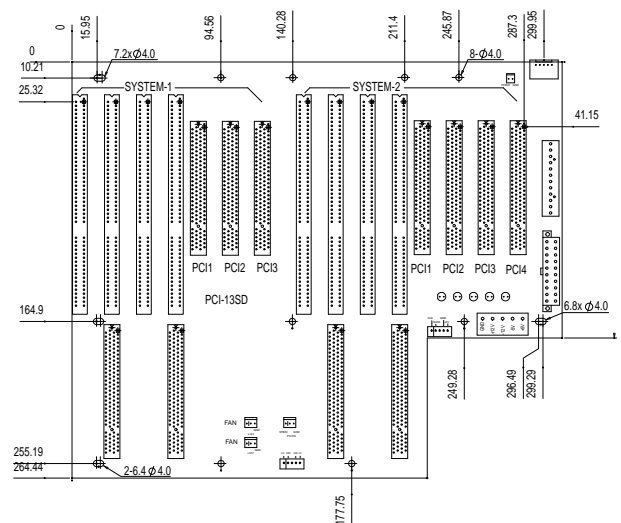
Ordering Information

PCI-12S-RS-R40	12-slot backplane with 4 PCI slots and 7 ISA Bus slot
RACK-814G	4U rack-mount industrial chassis
RACK-3000G	4U rack-mount industrial chassis

PCI-13SD-RS-R40 Dual System




No Keyboard Connector



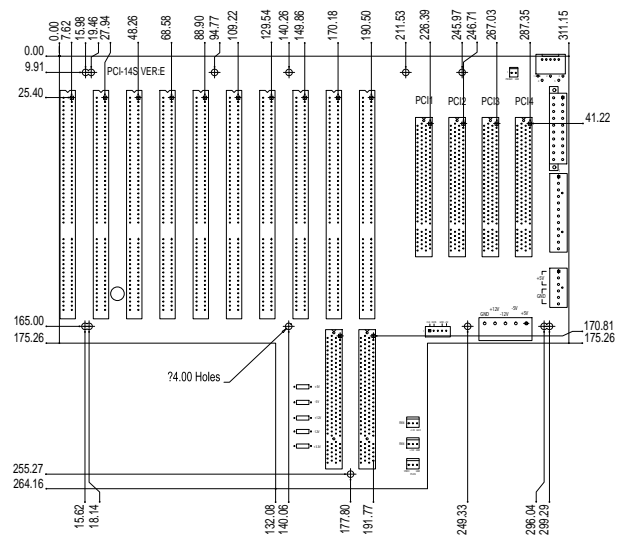
Ordering Information

PCI-13SD-RS-R40	13-slot dual-system backplane with System 1 having 3 PCI slots and 3 ISA Bus slots and System 2 having 4 PCI slots and 3 ISA Bus slots
RACK-305G	4U rack-mount industrial chassis
RACK-360G	4U rack-mount industrial chassis
RACK-814G	4U rack-mount industrial chassis
RACK-3000G	4U rack-mount industrial chassis

PCI-14S-RS-R40



No Keyboard Connector



Ordering Information

PCI-14S-RS-R40	14-slot backplane with 4 PCI slots and 9 ISA Bus slots
RACK-814G	4U rack-mount industrial chassis