



PAC-107G

6-slot Full-size Compact Chassis



CD-ROM, FDD and HDD are not included in package.

Features

- ◆ RoHS compliant design
- ◆ Two USB ports on the front panel
- ◆ One, 8 cm cooling fan with easily replaceable fan filter
- ◆ One 5.25" drive bay
- ◆ One 3.5" drive bay and one 3.5" internal HDD bay

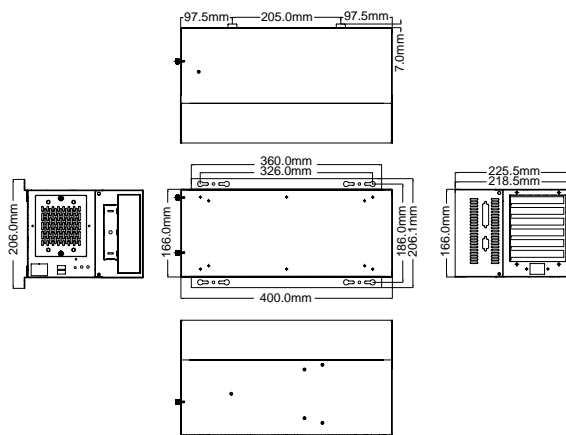
Specifications

◆ Construction	Heavy duty metal
◆ SBC Form Factor	Full-size, slot CPU card
◆ Drive Bays	1 x front- accessible 3.5"
	1 x 5.25"
	1 x 3.5" HDD
◆ Cooling Fans	1 x 8 cm
◆ I/O Openings	1 x LPT, 1 x COM
◆ Expansion Slots	6 slots
◆ Indicators	Power, HDD
◆ Button	Power switch, reset
◆ Operating Temperature	0°C~50°C
◆ Operation Humidity	10% ~ 90%
◆ Color	W: White
◆ Weight (Net / Gross)	5.4 kg / 8 kg
◆ Dimensions (DxWxH)	400 mm x 166 mm x 218.5 mm

Ordering Information

Part No.	Description
PAC-107GW-R20/ACE-4518AP	6-slot full-size chassis, with ACE-4518AP-RS, white, RoHS
PAC-107GW/ ACE-916AP	6-slot full-size chassis, white, with ACE-916AP-RS, RoHS

Dimensions



Backplane Options

Model No.	SBC Type	PCI	ISA	PCIe				PSU Connector
				x1	x4	x8	x16	
BP-6S-RS-R40	ISA	0	6	0	0	0	0	AT
IP-6S-RS-R40	PCISA	3	2	0	0	0	0	AT
IP-6SA-RS-R40	PCISA	3	2	0	0	0	0	ATX
PCI-6S-RS-R40	PICMG 1.0	4	2	0	0	0	0	AT/ATX
¹ PE-6S2-R40	PICMG 1.3	3	0	0	1	0	1	ATX
¹ PE-6S3-R40	PICMG 1.3	1	0	3	0	0	1	ATX
SPE-4S-R10	PICMG 1.3	0	0	0	1	2	0	ATX
SPE-6S-R10	PICMG 1.3	0	0	0	5	0	0	ATX

¹Only R20 or later version can support PICMG 1.3 backplane

Power Supply Options

Type	Model No.	Watt
AT	ACE-916AP-RS	150W
ATX	ACE-4518AP-RS	180W

PAC-107G can support single 1U height PSU. For more models of IEI PSU, please visit www.ieiworld.com.