

ACP-1320/1320MB

1U Rackmount Chassis for Full-Size SBC / Motherboard with Dual SATA HDD Trays



Features

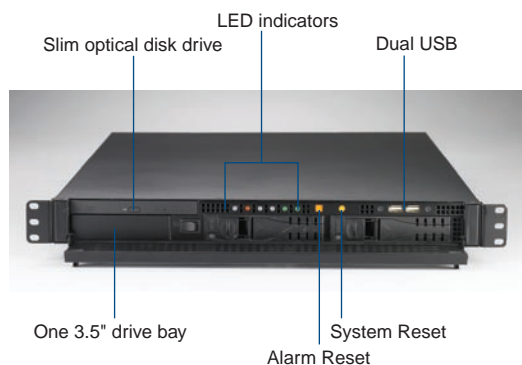
- Space-saving 1U rackmount chassis, ideal building block for business expansion
- Supports ATX/MicroATX motherboard and PICMG full-size SBC
- LED indicators for LAN connectivity, alarm notification of power supply, HDD activity, system fan, and in-chassis temperature
- Supports dual front-accessible SATA HDDs
- Supports one add-on card with optional riser card
- Supports both 250 W/300 W ATX/PFC power supply
- Efficient cooling design prevents the system from over-heating




Specifications

Drive Bay	Slim Optical Disk Drive	Front-accessible	
	3.5"	1	2 SATA HDDs + 1
Cooling	Fan	4 (4 cm / 24 CFM x 3 + 15 CFM x 1) / 2 (4 cm / 24 CFM each)	
Front I/O Interface	USB	2	
Miscellaneous	LED Indicators	System: Power, HDD, temperature, fan, LAN1 and LAN2 Dual SATA HDD trays: HDD power & HDD activity	
	Control	Power switch, system reset and alarm reset button	
	Rear panel	One 9-pin D-Sub opening	
Environment	Temperature	Operating 0 ~ 40° C (32 ~ 104° F)	Non-Operating -20 ~ 60° C (-4 ~ 140° F)
	Humidity	10 ~ 85 % @ 40° C, non-condensing	
	Vibration (5 ~ 500 Hz)	0.5 Grms	2 G
	Shock	10 G (with 11 ms duration, half sine wave)	30 G
	Physical Characteristics	Dimensions (W x H x D)	480 x 44 x 620 mm (19" x 1.7" x 24.3")
	Weight	8.8 kg (19.4 lb)	

* This chassis supports up to Intel Pentium 4 84 W and Core 2 Duo processors.



Dual front-accessible
SATA HDD trays



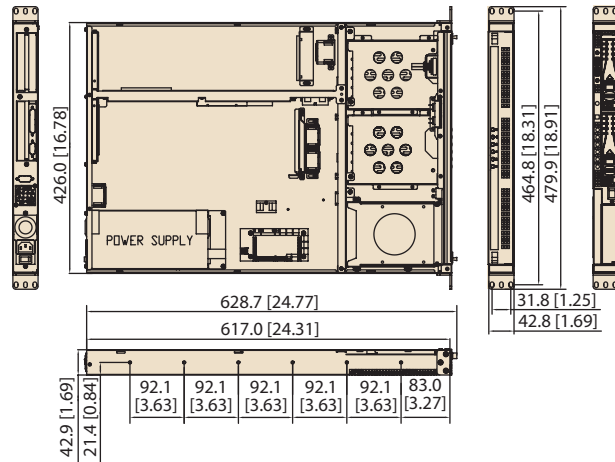
Power | Temp. | LAN1
HDD | Fan | LAN2



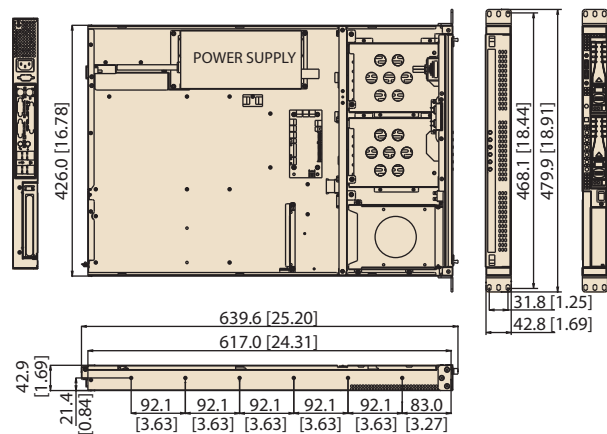
Dimensions

Unit: mm (inch)

ACP-1320



ACP-1320MB



Power Supply

Part Name	Watts	Input	Output	Specifications		
				Mini-load	Safety	MTBF
1757001457 (ATX, PFC)	250 W	AC 100 ~ 240 V (full-range)	+5 V @ 23 A, +3.3 V @ 14 A +12 V @ 16 A, -12 V @ 0.5 A -5 V @ 0.2 A, +5 Vsb @ 2 A	+5 V @ 3 A, +12 V @ 2 A -5 V @ 0 A, -12 V @ 0.1 A +3.3 V @ 1 A, +5 Vsb @ 0.1 A	CE/UL/TUV/CB/CCC	114,000 hours @ 25° C
1757000263 (ATX, PFC)	300 W	AC 100 ~ 240 V (full-range)	+5 V @ 25 A, +3.3 V @ 14 A +12 V @ 16 A, -12 V @ 1 A -5 V @ 0.5 A, +5 Vsb @ 2 A	+5 V @ 3 A, +12 V @ 2 A -5 V @ 0.05 A, -12 V @ 0.05 A +3.3 V @ 1 A, +5 Vsb @ 0.1 A	CE/UL/TUV/CB/CCC	100,000 hours @ 25° C

Accessories

Part Name	Description
9686000089	40-pin IDE transfer daughter board for slim ODD
1960013266T000	1U LGA775 CPU cooler (supports up to 84 W)
1750000348	1U mobile CPU cooler supports up to 35 W
1750000432	1U socket 478 CPU cooler (supports up to 70 W)
96SDVR-8X-ST-SN-B	Black slim SATA 8X DVD-RW ROM
96CB-SATAPOWER-6P	SATA power wire 6-pin to big 4-pin
96FDD-144-TE-B1	Black 3.5" FDD
9662132000E	Black 3.5" mobile HDD tray

Ordering Information

Model Name	Power Supply	Motherboard / Backplane	Regulation
ACP-1320BP-00XE	-	-	-
ACP-1320BP-30ZE	-	-	CE
ACP-1320MBO-00XE	-	-	-
ACP-1320MBO-30ZE	1757000263	-	CE

*ACP-1320MB does not support AIMB-763, 542, 562, 564 & 566 (with DVI port) because the height of the audio connector is over 1U.

Riser Card Options

Part Name	Interface	Expansion Slot	Motherboard
AIMB-R4104-01A1E	PCIe x4	One PCIe x4	AIMB-762/764/554/556
AIMB-RP10P-01A1E	PCI	One PCI	AIMB-742/744/750/766