



# PR-1500G 5-slot Half-size Compact Chassis



2 x Rackmount Brackets



**CD-ROM and HDD are not included in package.**

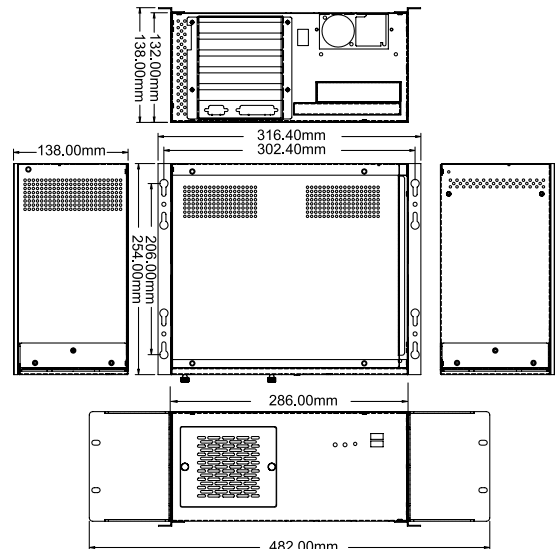
## Features

- RoHS compliant design
- One slim type 5.25" drive bay
- One 3.5" drive bay and one internal 3.5" HDD bay
- Two USB ports on the front panel
- One 8 cm cooling fan

## Specifications

◆ Construction	Heavy duty metal
◆ SBC Form Factor	Half-size, slot SBC
◆ Drive Bays	1 x 3.5" HDD 1 x Front accessible 3.5" 1 x Slim 5.25"
◆ Cooling Fans	1 x 8 cm
◆ I/O Ports	2 x USB
◆ I/O Openings	1 x LPT, 1 x COM
◆ Expansion Slots	5 slots
◆ Indicators	Power, HDD
◆ Buttons	Power switch, reset
◆ Operating Temperature	0°C ~ 50°C
◆ Operating Humidity	10% ~ 90%
◆ Color	W: White
◆ Weight (Net/Gross)	3.6 kg/6.2 kg
◆ Dimensions (DxWxH)	254 mm x 286 mm x 132 mm

## Dimensions (Unit: mm)



## Backplane Options

Model No.	SBC Type	PCI	ISA	PCIe			PSU Connector
				x1	x4	x16	
BP-5S-RS	ISA	0	5	0	0	0	AT
IP-5S2-RS	PCISA	4	0	0	0	0	AT
IP-5SA-RS	PCISA	3	1	0	0	0	ATX
IP-5SA2-RS	PCISA	4	1	0	0	0	ATX
HPE-5S1	PICO/PICoE	4	0	0	0	0	ATX
HPE-5S2	PICO/PICoE	3	0	0	1	0	ATX
HPE-5S3	PICO/PICoE	2	0	2	0	0	ATX
HPXE2-5S1	HPCIe	2	0	0	0	1	ATX

## Ordering Information

Part No.	Description
PR-1500GW-R12/916AP	5-slot half-size chassis, white, with ACE-916AP-RS, RoHS
PR-1500GW-R12/A618A	5-slot half-size compact chassis, white, 1 x 8 cm fan, with ACE-A618A-RS-R11 (180W ATX model), RoHS

## Power Supply Options

Type	Model No.	Watt
AT	ACE-916AP-RS	150W
	ACE-A618A-RS-R11	180W
ATX	ACE-A225A-R11	250W

PR-1500G supports single 1U height PSU. For more IIEI PSU models, please refer to section 5 or visit [www.ieiworld.com](http://www.ieiworld.com).