

MIC-75G20

GPU Expansion Module for Video AI Edge Computing with MIC-7 Series



Features

- Offering powerful GPU solution with NVIDIA 350W, 2.5-slot width, 334.5mm length GPU cards for new AI application
- Dual 24V_{DC} power inputs with reliable power and OCP solution for up to 700W maximum peak power currency
- Intelligent power status indicating LED for system and GPU card independently
- Flexible GPU card holders (R.O.C. Patent Pending), ensuring GPU card's stability and reliability
- Support up to 1Grms Op. vibration
- Support up to 40°C Op. temp. with 350W GPU and 4-port PoE card installed with PWM fan control for intelligent thermal management
- Dual front removable 2.5" storage bay for easy swap
- IP30 rating with fan filter, suitable for outdoor or industrial environment
- Compact size design


Introduction

MIC-75G20 supports NVIDIA 2.75-slot width high performance 350W triple fan based cards. Robust power design ensures MIC-7 systems and GPU card's reliability under high power consumption application. Suitable for Video AI Edge computing, 3D image processing and vision application.

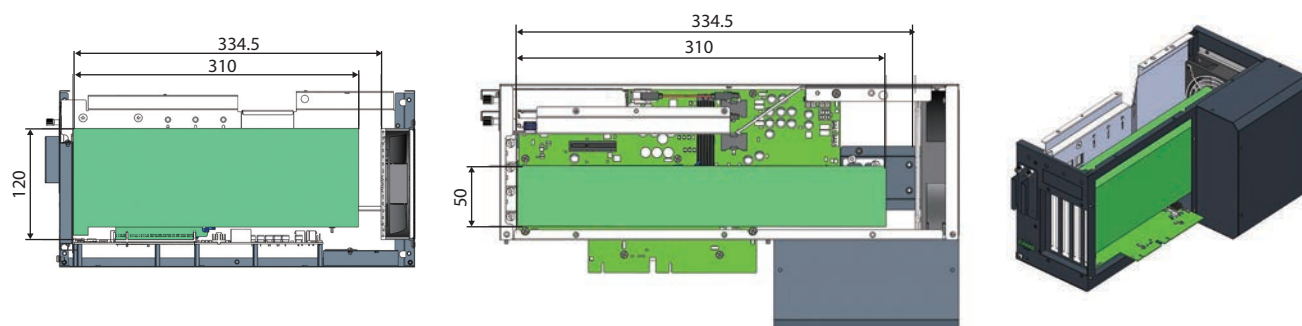
Specification

Expansion slot	Slot 1/2: Blank, Slot 3: PCIe x16, Slot 4: PCIe x4
SATA Connector	1 x SATA Signal, 1 x SATA Power
Storage	2 x 2.5" swappable HDD/SSD storage bay
Power	Input: Dual 24 V _{DC} (one on MIC-7000 system, one on MIC-75G20) Power consumption: Max. Load: 448W (tested with 350W GPU, PoE card and MIC-770 system with 35W CPU) Power solution supports up to maximum 700W (Tested with 350W GPU card's peak power consumption) 2 x 6-pin Conn. for GPU card (12V _{DC} , 17A for each Conn.) 1 x 4-pin Conn. for add-on card (12V _{DC} , 5A)
GPU Card Dimension	Thickness: 50 mm (2.5-slot width), Length: 334.5 mm, Height: 120 mm Support up to triple-fan fan GPU cards
LED	1x indicating LED for power status
Enviroment	Operating Temp.: -10~40 °C (35W CPU w/ industrial wide-temp. RAM/SSD) Vibration: With SSD: 1 Grms @ 5~500 Hz, random, 1 hr/axis Shock: With SSD: 10G, IEC-68-2-27, half-sine wave, 11 ms duration
Mechanical	MIC-75G20 N.W. 3.5 kg; G.W.: 5.5 kg Dimension (W x H x D): 207 x 192 x 385 mm
Fan	1x 12025 cooling fan embedded (4500 RPM, 145.4 CFM, Max. 62.5 dB)

Front View



GPU Card Dimension Guide



Ordering Information

Part Number	Description
MIC-75G20-10C1	GPU i-Module with 1 PCIe x16, 1x PCIe x4, 2x 2.5" swappable storage bay

Packing List


Part Number	Description	Quantity
1652003234	4-pin phoenix connector	2
1700003194	SATA cable (60cm)	1
1700024985-01	HDD BP power cable	1
1700034485-01	GPU power cable (6 to 6/8 Pin)	2
1960005359T00A	Mounting bracket (small)	1
1960094392N013	Mounting bracket (large)	1
1930007259-01	Screw for mounting bracket	4
20415G2012	MIC-75G20 Start-up manual	1

Optional Accessories

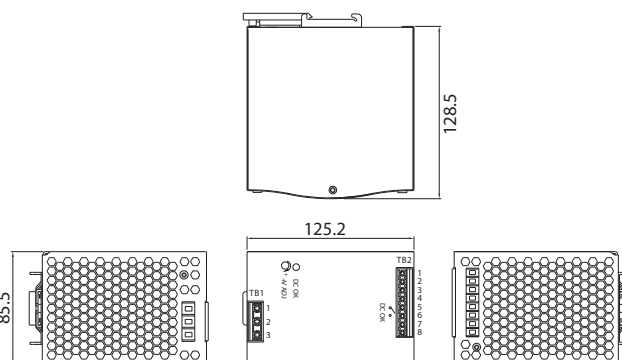
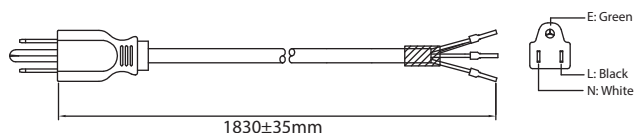
Part Number	Description
96PSD-A480W24-MS*	DIN RAIL PSU 100-240V 480W 24V (Peak power 720W, 3 Sec.)
1700029474-01	PSU Y-Cable, UL2464, 18AWG, 1.5M
1700029720-01	PSU power cord (USA), AC Conn., 3-pin, 10A, 125V, UL/CSA, 1.83M
1700030520-01	PSU power cord (CN), AC Conn., 3-pin, 10A, 250V, CCC, 1.5M
1700034561-01	M cable Type E 3P/TEMx3 80CM (EU)
1700022074-11	4-pin 12V _{DC} power cable (40cm, for PoE card)

* Recommend to use for powering MIC-75G20 + MIC-7000.

Power Supply Cabling Guide



PSU power cord & Pin Definition (connect from AC to DC)



TB2 pin-out (connect from PSU DC to MIC)

Pin No.	Assignment
1, 2	DC OUTPUT+V
3, 4	DC OUTPUT-V
5, 6	Relay Contact
7, 8	NC

TB1 pin-out (connect from AC to PSU)

Pin No.	Assignment
1	FG ⊕
2	AC/N
3	AC/L

Y type cable

Connect from PSU to the MIC-7000 and MIC-75G20 via optional PSU Y-cable with 2x 4-pin phoenix connector (1652003234)

Mounting Type and Dimensions

Example: MIC-770 + MIC-75G20

W x H x D: 207 x 192 x 385 mm

