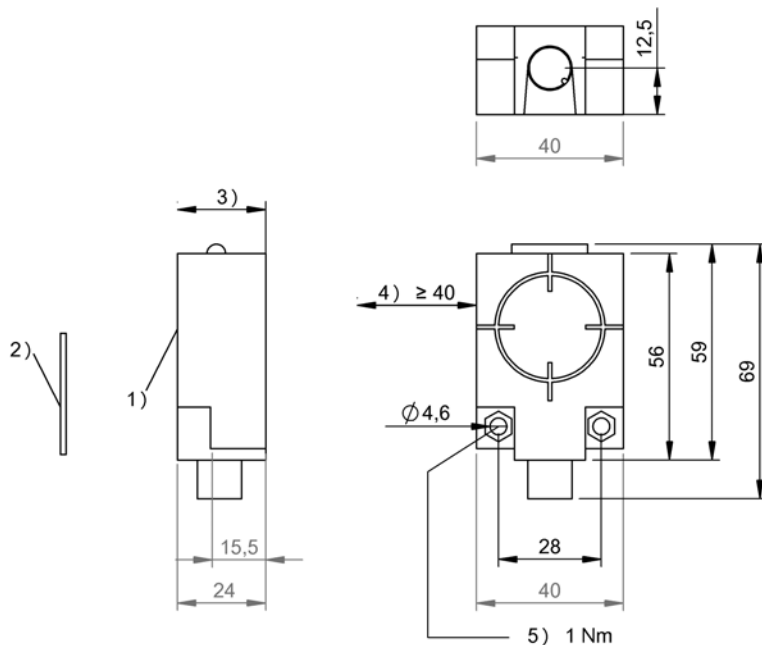


HF (13.56 MHz)
BIS M-410-068-001-02-S115
 Order Code: BIS00W3

BALLUFF



- 1) Sensing surface
- 2) Data carrier
- 3) Clear zone
- 4) Clear zone surrounding
- 5) Tightening torque



Basic features

Antenna type	round
Approval/Conformity	CE cULus EAC WEEE
EN 55011	Size 1, Cl. A
Principle of operation	Read/write device

Display/Operation

Function indicator	COM field, LED yellow RF field, LED red Power (ON), LED green
--------------------	---

Electrical connection

Connection	(RS422/power supply): M12x1- Male, 8-pin
------------	---

Electrical data

Current consumption max. at 24 V DC	150 mA
EN 300330-1	Power Class 5
Operating voltage U_b	10...30 VDC
Residual ripple max.	included

HF (13.56 MHz)
BIS M-410-068-001-02-S115
Order Code: BIS00W3

BALLUFF

Environmental conditions

Ambient temperature	-20...50 °C
Continuous shock load	yes
EN 60068-2-27, Shock	yes
EN 60068-2-32 Free fall	yes
EN 60068-2-6, Vibration	yes
IP rating	IP67
Storage temperature	-20...70 °C

Functional Characteristics

Supported data carrier types	DIN ISO 14443 DIN ISO 15693
------------------------------	--------------------------------------

Material

Housing material	PC, With PU potting
------------------	---------------------

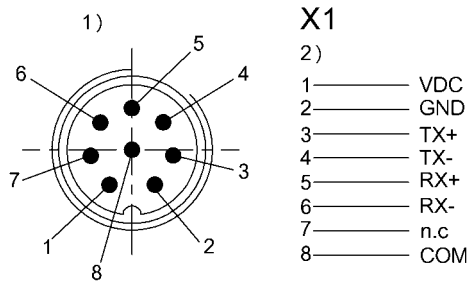
Mechanical data

Application weight	66.00 g
Dimension	40 x 24 x 56 mm
Installation	metal-free (clear zone)

Output/Interface

Interface	RS422
-----------	-------

Connector Drawings



1) View towards connector
2) Male 8-pin/ Function

Help Views

HF (13.56 MHz)

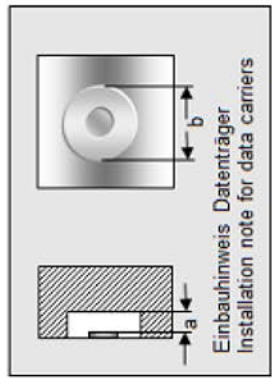
BIS M-410-068-001-02-S115

Order Code: BIS00W3

BALLUFF

BIS M-410-__

passende Datenträger Appropriate data carriers	BIS M-130-03/L	BIS M-130-07/L	BIS M-131-10/L	BIS M-132-03/L	BIS M-132-03/L- HT
Abstand Datenträger zu Metall in mm (a) Data carrier distance to metal in mm	>10	>10	>10	>25	>25
Freizone Datenträger in mm (b) Data carrier clear zone in mm	>60	>60	>60	>100	>100
Schreibabstand in mm Write distance in mm	0-17	0-12	0-5	0-48	0-40
Lesebestand in mm Read distance in mm	0-17	0-12	0-5	0-48	0-40
Versatz in mm bei Abstand von	0 ±15	±12	±10	±30	±25
	2 ±15	±12	±10	±30	±25
	4 ±15	±12	±7,5	±30	±25
	5 ±15	±12	±5	±30	±25
	10 ±14	±10		±25	±20
	12 ±12	±5		±25	±20
	15 ±12			±25	±20
	17 ±7			±25	±20
	20			±25	±20
	25			±25	±20
	30			±25	±20
	35			±20	±12
	40			±20	±12
	45			±12	
	48			±12	
	75				
	80				
	85				
	90				
	95				
	100				



HF (13.56 MHz)

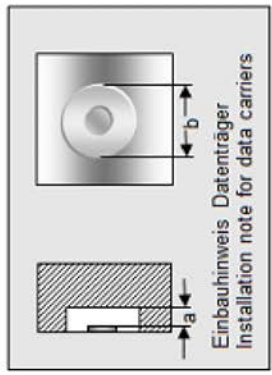
BIS M-410-068-001-02-S115

Order Code: BIS00W3

BALLUFF

BIS M-410-__

	BIS M-132-10/L	BIS M-132-10/L- HT	BIS M-133-02/A	BIS M-134-10/L	BIS M-134-10/L- HT
passende Datenträger Appropriate data carriers					
Abstand Datenträger zu Metall in mm (a) Data carrier distance to metal in mm	>25	>25	>25	>50	>50
Freizone Datenträger in mm (b) Data carrier clear zone in mm	>100	>100	>100	>150	>150
Schreibabstand in mm Write distance in mm	0-15	0-15	0-32	0-32	0-36
Leseabstand in mm Read distance in mm	0-15	0-15	0-32	0-32	0-36
Versatz in mm bei Abstand von	0 ±15	±15	±20	±22	±25
	5 ±15	±15	±20	±22	±25
	10 ±12	±12	±20	±22	±25
	15 ±8	±8	±16	±20	±25
	20		±16	±20	±25
	25		±10	±12	±20
	30		±10	±12	±20
	32		±8	±8	±12
	36				±12
	40				
	45				
	50				
	55				
	60				
	65				
	68				
	75				
	80				
	85				
	90				
	95				



HF (13.56 MHz)

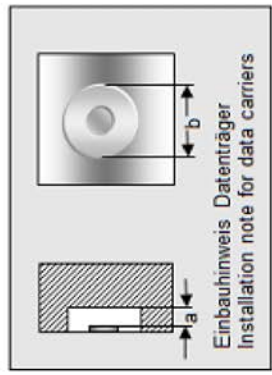
BIS M-410-068-001-02-S115

Order Code: BIS00W3

BALLUFF

BIS M-410-__

	BIS M-135-02/L	BIS M-135-03/L	BIS M-135-03/L- HT	BIS M-135-07/L	BIS M-135-07/L- HT
passende Datenträger Appropriate data carriers					
Abstand Datenträger zu Metall in mm (a) Data carrier distance to metal in mm	>50	>50	>50	>50	>50
Freizone Datenträger in mm (b) Data carrier clear zone in mm	>150	>150	>150	>150	>150
Schreibabstand in mm Write distance in mm	0-60	0-68	0-70	23-46	23-46
Leseabstand in mm Read distance in mm	0-60	0-68	0-70	23-46	23-46
Versatz in mm bei Abstand von	0 5 10 15 20 23 30 32 35 40 46 50 55 60 65 68 70 80 85 90 95	±40 ±40 ±40 ±40 ±40 ±32 ±32 ±32 ±32 ±32 ±32 ±24 ±24 ±15 ±15 ±15	±44 ±44 ±44 ±44 ±44 ±32 ±32 ±32 ±32 ±32 ±32 ±25 ±25 ±15 ±15 ±15	±24 ±24 ±18 ±18 ±18 ±10	±24 ±24 ±18 ±18 ±18 ±10
Offset in mm at distance					



HF (13.56 MHz)

BIS M-410-068-001-02-S115

Order Code: BIS00W3

BALLUFF

BIS M-410-__

	BIS M-108-02/L					
passende Datenträger						
Appropriate data carriers						
Abstand Datenträger zu Metall in mm (a)						
Data carrier distance to metal in mm	>25					
Freizone Datenträger in mm (b)						
Data carrier clear zone in mm	>120					
Schreibabstand in mm						
Write distance in mm	0-40					
Leserabstand in mm						
Read distance in mm	0-40					
Versatz in mm bei Abstand von	0 ±22					
	5 ±22					
	10 ±22					
	15 ±22					
	20 ±22					
	25 ±20					
	30 ±20					
	35 ±20					
	40 ±10					
	45					
	50					
	55					
	60					
	65					
	70					
	75					
	80					
	85					
	90					
	95					
	100					

