



Max Performance X14 Server Solutions

*Game-Changing Performance and Efficiency for AI, HPC, Cloud, and Edge,
featuring Intel® Xeon® 6 Processors
(formerly codenamed Granite Rapids and Sierra Forest)*



February 2025, Ver. 7



INTRODUCING SUPERMICRO X14 GENERATION



The Supermicro X14 Advantage

New Max Performance X14 Systems Optimized to Accelerate Any Workload

Supermicro Total IT Solutions

- Industry's broadest portfolio of systems based on Intel® Xeon® 6 processors
- Rack Scale plug-and-play service to deliver complete, validated solutions within weeks, not months
- Production capacity of up to 5,000 racks per month worldwide
- Made in the USA program with manufacturing in San Jose headquarters
- Industry standard compliance for hardware and silicon Root of Trust (RoT) and cryptographic attestation of components throughout the entire supply chain
- Supermicro liquid cooling including CPU/GPU/ DIMM cold plate, Coolant Distribution Unit and Coolant Distribution Manifolds for a complete integrated solution

Optimized, Open Architectures

- More than 15 families of systems optimized for AI, Cloud, 5G Edge and more
- Modular Building Block architecture enables customization for specific workloads and configurations
- Resource saving architecture to reduce materials and energy usage
- Enhanced thermal capacity to support next-gen CPUs, GPUs and other components
- Flexible networking with Advanced I/O Modules (AIOM) up to 400G per card
- High ambient temperature operation up to 40°C with liquid cooling options
- Support for open and industry standards including OCP 3.0, DC-MHS, OAM, ORV2, OSF, Open BMC and EDSFF



**10U 8-GPU (SXM)
Air Cooled**



**4U 8-GPU (SXM)
Liquid Cooled**



5U 10-GPU PCIe



ACCELERATE EVERYTHING WITH INTEL® XEON® 6 PROCESSORS



What's New in Supermicro X14



New Intel® Xeon® 6
Processors



Higher core-count for
greater compute density



Faster memory bandwidth.
New capabilities
to extend capacity



EDSFF E1.S and
E3.S NVMe support



Data Center Modular
Hardware System

Maximum Performance and Flexibility with X14

Choose the series and core type of Intel® Xeon® processor that suits the performance and efficiency requirements of your specific workload.

X14 Featuring

Intel® Xeon® 6900 Series Processors

Maximum compute density and core count

Intel® Xeon® 6900 with P-cores

- Up to 128 cores (256 threads) per CPU
- Up to 500W per CPU
- 1 or 2 socket servers
- 12 memory channels
- Up to 6400 MT/s DDR5
- 8800 MT/s MRDIMM
- Up to 96 PCIe 5.0 lanes

General Compute

up to

6.4x

higher floating point and up to 5.9x
higher integer throughput vs 2nd Gen
Xeon¹

HPC

up to

6.1x

higher HPC performance based on the
industry-standard HPCG benchmark²

X14 Featuring

Intel® Xeon® 6700 Series Processors

Balanced performance and features

Intel® Xeon® 6700 with E-cores

- Up to 144 cores (144 threads) per CPU
- Up to 330W per CPU
- 1 or 2 socket servers
- 8 memory channels
- Up to 6400 MT/s DDR5
- Up to 88 PCIe 5.0 lanes

Performance Per Watt

up to

2.18x

Increase
vs
Supermicro X11⁴

Java

up to

3x

performance increase
vs
Supermicro X11³

¹ See [9G10] at [intel.com/processorclaims](https://www.intel.com/processorclaims): Intel® Xeon® 6. Results may vary.

² See [9H10] at [intel.com/processorclaims](https://www.intel.com/processorclaims): Intel® Xeon® 6. Results may vary.

³ Specjbb® 2015. 2 socket X14 Hyper vs 2 socket X11 Ultra. See <https://www.supermicro.com/en/resource-pdf?nid=3702>

⁴ SPECrate2017_int / Total CPU TDP. 2 socket X14 Hyper vs 2 socket X11 Ultra. See <https://www.supermicro.com/en/resource-pdf?nid=3702>



X14 GPU-OPTIMIZED

Maximum acceleration for AI Training, LLMs, and Generative AI



Next-generation architecture for the most intensive AI workloads

Dual Intel® Xeon® 6900 series processors with P-cores

Up to 8 NVIDIA SXM6 GPUs

Up to 10 PCIe 5.0 slots

Support for DDR5-6400 and 8800MT/s MRDIMMs

Up to 10 hot-swap 2.5" NVMe drives

Direct-to-chip CPU and GPU liquid cooling available



SYS-A22GA-NBRT

10U 8-GPU Air Cooled



SYS-A22GA-NBRT
10 2.5" NVMe

4U 8-GPU Liquid Cooled



SYS-422GA-NBRT-LCC
8 2.5" NVMe

Ultimate GPU Acceleration for Tomorrow's AI

Supermicro X14 GPU-Optimized systems feature a modular, standards-based architecture designed for maximum performance and flexibility. These systems support the latest generation NVIDIA SXM6 GPUs including H200 and B200, allowing organizations to take advantage of the industry's most powerful GPU configurations using a common server architecture.

Designed for serviceability with hot-swappable, tool-less components in a modular construction, chassis designs are optimized for thermal capacity, with configurations also designed for direct-to-chip CPU and GPU liquid cooling to further maximize performance and efficiency.

Key Applications

- Large-scale AI Training
- Large Language Models
- AI/Deep Learning Training
- Industrial Automation
- Conversational AI
- Drug Discovery
- Climate and Weather Modeling
- Finance & Economics

X14 PCIe GPU

Flexible configurations for AI training, Media, 3D Design, and Simulation



Dual Intel® Xeon® 6900 series processors with P-cores

Up to 10 double-width NVIDIA, AMD, or Intel® PCIe GPUs

Up to 13 PCIe 5.0 slots

Support for DDR5-6400 and 8800MT/s MRDIMMs

Up to 24 NVMe drives

Enhanced thermal design to support up to 10 GPUs with free-air cooling



SYS-522GA-NRT

5U 10-GPU PCIe



SYS-522GA-NRT
24 2.5" NVMe

Flexible Platform

Optimized for the next generation of HPC, action-oriented AI, 3D simulation, and advanced graphic design and rendering, Supermicro X14 PCIe accelerated solutions empower the creation of 3D worlds, digital twins, 3D simulation models and the Metaverse.

These systems support next-generation accelerators based on the industry-standard PCIe form factor, with up to 10 double-width GPUs in a thermally-optimized 5U chassis. Additional networking slots provide connectivity of up to 400Gb/s to create high performance clusters of up to 32 nodes.

Key Applications

- AI Model Training
- Digital Twins
- 3D Simulation
- Real-time Ray-tracing
- Animation and Modeling
- Cloud Gaming
- Design & Visualization
- 3D Rendering
- VDI
- Media/Video Streaming
- Diagnostic Imaging

X14 GAUDI[®]3

Purpose-Built AI Training and Inference Platform



8 Gaudi 3 HL-325L (air-cooled) or HL-335 (liquid-cooled) accelerators on OAM 2.0 baseboard

Industry's first Gaudi 3 platform powered by Intel[®] Xeon[®] 6900 series processors with P-cores


Support for DDR5-6400 DIMMs

Up to 8 hot-swap PCIe 5.0 NVMe drives

8 high efficiency 3000W fully redundant (4+4) Titanium Level power supplies

6 on-board OSFP 800GbE ports for massive scale-out networking

2 PCIe 5.0 x16 (FHHL) + 2 PCIe 5.0 x8 (FHHL) expansion slots



SYS-822GA-NGR3

8U 8-GPU Gaudi[®]3



SYS-822GA-NGR3

Bringing Choice to Enterprise AI

The new Supermicro X14 Gaudi[®] 3 AI training and inference platform brings choice to the enterprise AI market. Built on the new generation AI accelerator from Intel: the Intel[®] Gaudi 3 AI Accelerator, this platform is designed to further increase the efficiency of large-scale AI model training and AI inferencing. Available in both air-cooled and liquid-cooled configurations, Supermicro's X14 Gaudi 3 solution is able to meet a wide range of AI workload requirements while also offering superior component availability and lower TCO compared to other GPU solutions.

The system is powered by two Intel[®] Xeon[®] 6900 series processors with P-cores and is the industry's only Gaudi 3-based platform based on Intel[®] Xeon[®] 6 processors. Integrated OSFP ports allow for cost-effective scale-out networking over standard Ethernet networks to create a powerful AI training cluster and the open platform has been designed to use a community-based open-source software stack, meaning little or no software licensing costs.

Key Applications

- Climate and Weather Modeling
- Drug Discovery
- Fraud Detection and Fintech
- Industrial Automation
- LLMs & Multi-modal LLMs
- Massive-scale AI Training

X14 6U SUPERBLADE®

AI & HPC Optimized Multi-Node Architecture



100 servers per rack (Up to 12,800 high performance CPU cores)

6U enclosure with 10 single-wide or 5 double-wide servers, sharing power supplies, cooling fans, CMMs, and Ethernet switches

Single Intel® Xeon® 6900 series processor with P-cores per node

Support for DDR5-6400 and 8800MT/s MRDIMMs

Up to 4 E3.S and 2 M.2 NVMe devices per server

Up to 4 GPUs or network cards per server

400G Infiniband or Ethernet (PCIe 5.0 x16 slots), and up to 4x 25G Ethernet switches with 100G uplinks

Reusable enclosure, power supplies, cooling fans, CMMs, and switches for future generation servers

96% efficiency, (N+N / N+1) Titanium Level redundant power supplies

Direct-to-chip liquid cooling option



6U SuperBlade
10 UP Nodes in 6U
SBI-612BA-1NE34
12 DIMMs, 6 NVMe SSDs, 2 GPUs



6U SuperBlade
5 UP Nodes in 6U
SBI-612BA-5NE34
12 DIMMs, 6 NVMe SSDs, 4 GPUs

Future-proof, Resource-saving Architecture

Supermicro's X14 6U high-performance, density-optimized, and energy-efficient SuperBlade® can significantly reduce initial capital and operational expenses for many organizations. SuperBlade® utilizes shared, redundant components, including power supplies, cooling fans, chassis management modules (CMMs), switches, and pass-thru modules to deliver the most cost-effective, green computing solutions.

The X14 6U SuperBlade® architecture maximizes rack density, with up to 100 servers and 200 GPUs per rack. Direct liquid cooling (DLC) can support servers with the highest power CPUs to achieve the lowest PUE with the best TCO.

Supermicro's X14 6U SuperBlade® architecture is optimized for performance with optimal core density and memory capacity (12 DIMMs in UP) and up to 20 GPUs can be installed in a 6U enclosure for maximum AI/ML acceleration.

Key Applications

- Artificial Intelligence
- Machine Learning
- HPC
- Big Data Analytics
- Financial Services

X14 8U SUPERBLADE®

Highest Density Multi-Node Server Solutions



120 servers per rack (Up to 34,560 CPU cores)

8U enclosure with 20 single-wide or 10 double-wide servers, sharing power supplies, cooling fans, CMMs, Ethernet, and InfiniBand switches

Dual Intel® Xeon® 6700/6500 series processors with P-cores or 6700 series with E-cores up to 288 cores per node

Support for DDR5-6400 with up to 16 DIMMs (up to 4TB memory) and MRDIMMs up to 8000MT/s (P-core only)


5 NVMe SSDs (4 E1.S and 1 M.2)

400G IB or Ethernet (OCP 3.0), 200G integrated IB switch, and up to 4x 25G Ethernet switches

Reusable enclosure, power supplies, cooling fans, CMMs, and switches for future generation servers

96% efficiency, (N+N / N+1) redundant power supplies.

Direct liquid cooling option



20 DP Nodes in 8U
SBI-422B-1NE14
16 DIMMs, 4 E1.S, 1 M.2



10 DP Nodes in 8U
SBI-422B-5NE14
16 DIMMs, 4 E1.S, 1 M.2

Future-proof, Resource-saving Architecture

Supermicro's high-performance, density-optimized, and energy-efficient SuperBlade® can significantly reduce initial capital and operational expenses for many organizations. SuperBlade® utilizes shared, redundant components, including power supplies, cooling fans, chassis management modules (CMMs), switches, or pass-thru modules to deliver the most cost-effective, green computing solutions.

The X14 8U SuperBlade® architecture maximizes rack density, with up to 120 dual-processor servers in a 48 rack. Cable reduction can be up to 95% when compared to rackmount servers. Optional direct liquid cooling (DLC) can support servers with the highest power CPUs to achieve the lowest PUE with the best TCO.

Key Applications

- AI Inferencing
- Hybrid and Private Cloud
- Cloud Computing
- Big Data Analytics
- Financial Services
- HPC
- CDN
- vSAN

X14 6U SUPERBLADE®

Memory-Optimized Multi-Node Architecture for EDA and Enterprise Applications



100 servers per rack (Up to 28,800 CPU cores)

6U enclosure with 10 single-wide or 5 double-wide servers, sharing power supplies, cooling fans, CMMs, and Ethernet switches

1 or 2 Intel® Xeon® 6700/6500 series processors with P-cores or 6700 series with E-cores; up to 288 cores per node

Support for DDR5-6400 with 32 DIMMs in DP or 16 DIMMs in UP and MRDIMMs up to 8000MT/s (P-core only)

Up to 10 NVMe SSDs

Up to 4 GPUs or network cards

400G IB or Ethernet (PCIe 5.0 x16 slots), and up to 4x 25G Ethernet switches with 100G uplinks

Reusable enclosure, power supplies, cooling fans, CMMs, and switches for future generation servers

96% efficiency, (N+N / N+1) redundant power supplies

Direct liquid cooling option



6U SuperBlade® – 10/5 UP Nodes in 6U




SBI-612B-1C2N
16 DIMMs,
2 SAS/NVMe,
1 M.2




SBI-612B-1NE34
SBI-612B-5NE34
16 DIMMs,
4 E3.S, 1 M.2

6U SuperBlade® – 10/5 DP Nodes in 6U



SBI-622B-1NE34
SBI-622B-5NE34
32 DIMMs,
4 E3.S,
2 M.2 via Adapter



SBI-622B-1NE38
SBI-622B-5NE38
32 DIMMs,
8 E3.S,
2 M.2 via Adapter

Future-proof, Resource-saving Architecture

Supermicro's X14 6U high-performance, density-optimized, and energy-efficient SuperBlade® can significantly reduce initial capital and operational expenses for many organizations. SuperBlade® utilizes shared, redundant components, including power supplies, cooling fans, chassis management modules (CMMs), switches, or pass-thru modules to deliver the most cost-effective, green computing solutions.

The X14 6U SuperBlade® architecture maximizes rack density, with up to 100 servers per rack. Optional direct liquid cooling (DLC) can support servers with the highest power CPUs to achieve the lowest PUE with the best TCO.

Supermicro's X14 6U SuperBlade® architecture is optimized for performance with maximum capacity (32 DIMMs – DP, 16 DIMMs – UP). 20 GPUs can be installed in 6U enclosures for AI/ML, acceleration, graphics, and 3D rendering. 10 NVMe SSDs per server is perfect for vSAN, big data analytics, and financial services.

Key Applications

- AI/ML Inferencing
- Hybrid and Private Cloud
- Cloud Computing
- Big Data Analytics
- Financial Services
- HPC
- CDN
- vSAN
- EDA

X14 FLEXTWIN™

Liquid Cooled Dual Processor Multi-node Architecture



All-new 2U 4-node liquid cooled architecture

Front-accessible nodes with front I/O and storage for cold-aisle servicing

Dual socket per node supporting Intel® Xeon® 6900 series processors with P-cores and direct-to-chip liquid cooling

Support for DDR5-6400 and 8800MT/s MRDIMMs

EDSFF E1.S drive support optional

Flexible networking options with AIOM or AOC via front PCIe 5.0 slot

Integrated front I/O management module



SYS-222FT-HEA-LCC

2U 4-Node FlexTwin™



SYS-222FT-HEA-LCC

2 E1.S

FlexTwin™ is a completely new platform designed for maximum performance, density, and serviceability in a liquid cooled multi-node architecture, featuring support for the latest CPU, memory, storage, and cooling technologies. Purpose-built to support demanding HPC workloads at scale, including financial services, manufacturing, scientific research, and complex modeling, FlexTwin™ is cost optimized for performance per dollar and can be customized to suit specific HPC applications and customer requirements thanks to Supermicro's modular Building Block architecture.

Each hot-swappable FlexTwin™ node features direct-to-chip liquid cooling technology which not only reduces data center cooling costs compared to traditional air cooling, but also ensures maximum compute performance by reducing instances of thermal throttling due to overheating. Cooling Distribution Units (CDU) feature pumps and PSUs reduce failure points and potential downtime.

Key Applications

- HPC Data Center
- Financial Services
- Manufacturing
- Climate & Weather Modeling
- Oil & Gas
- Scientific Research

X14 BIGTWIN®

Industry-leading Multi-node Architectures



Highly configurable 2U 4-node and 2U 2-node systems optimized for density or storage

Optimized thermal design for dual socket Intel® Xeon® 6700/6500 series processors with P-cores or 6700 series with E-cores

Optional direct-to-chip liquid cooling can provide increased thermal capacity without sacrificing storage or expansion

Support for DDR5-6400 with up to 16 DIMMs per node and MRDIMMs up to 8000MT/s (P-core only)

All-hybrid hot-swappable NVMe/SAS/SATA drive bays and new E3.S configuration for increased storage density

Flexible networking with up to 400G Ethernet per node

Supports a range of power supply capacities from 2200W to 3600W



SYS-222BT-H Series

2U 2-Node BigTwin



SYS-622BT-D Series

2U 2-Node BigTwin



SYS-222BT-D Series

2U 4-Node BigTwin



SYS-622BT-H Series

2U 4-Node BigTwin



SYS-222BT-H Series

Highly Modular Multi-Node Systems with Tool-Less Design

Supermicro X14 BigTwin® systems provide superior performance and serviceability with dual Intel® Xeon® 6 processors (Formerly codenamed Sierra Forest and Granite Rapids) per node and hot-swappable tool-less design.

Optimized for density (2U4N) or storage (2U2N), BigTwin® architectures can be more cost effective than standard 1U servers thanks to shared power and cooling while also increasing compute density and reducing overall TCO. The modular mid-plane design provides NVMe Gen 5 storage controller options and a new riser card design can support up to 4 M.2 drives for boot/OS or metadata/caching.

Key Applications

- HCI
- HPC
- CDN
- Hybrid Cloud Container-as-a-Service
- Cloud Computing
- Big Data Analytics
- Back-up and Recovery
- Scale-Out Storage

X14 GRANDTWIN®

Multi-Node Architecture Optimized for Single-Processor Performance



2U4N high density configuration or 2U2N with double-width GPU support

Single socket per node supporting Intel® Xeon® 6700/6500 series processors with P-cores and 6700 series with E-cores; or 6900 series processors with P-cores

Support for DDR5-6400 with up to 16 DIMMs per node and support for MRDIMMs up to 8800MT/s (P-core only)

Flexible PCIe, storage, and AIOM configurations to suit a wide range of application requirements

Front I/O configuration to simplify cold-aisle servicing

Optional support for EDSSD E1.S NVMe drives



SYS-212GT-HNF (Front View)

2U 4-Node GrandTwin® (Front I/O)



SYS-212GT-HNF

2U 4-Node GrandTwin® (Rear I/O)



SYS-212GT-HNR

2U 2-Node GrandTwin® (Front I/O)



SYS-212GT-DNAF
(6900 P-core only)

Highly Configurable Single Processor Systems with Front or Rear I/O

The GrandTwin® architecture purpose-built for single-processor performance and maximum memory density in the data center or at the edge. Available in both 2U2N and 2U4N configurations, GrandTwin's multi-node architecture can be adapted to suit a range of cloud, telco, and edge data center workloads, including optional GPU acceleration for AI inferencing. Powered by Intel® Xeon® 6 processors, GrandTwin's flexible modular design can be easily adapted for a wide range of applications, with the ability to add or remove components as required, reducing cost.

For front configurations, all I/O and node trays are fully accessible from the cold aisle, simplifying installation and servicing in space-constrained environments. Flexible storage and networking options are available via front AIOM modules, allowing countless custom configurations.

Key Applications

- MEC (Multi-Access Edge Computing)
- HPC
- Cloud Gaming
- Multi-Purpose CDN
- High-Availability Cache Cluster
- Telco Edge Cloud
- EDA (Electronic Design Automation)
- Mission-Critical Web Applications
- Scale-Out Storage
- HPC

X14 HYPER

Flagship Performance Rackmount Architecture



Single or dual socket configurations supporting Intel® Xeon® 6900 series processors with P-cores and direct-to-chip liquid cooling

Support for DDR5-6400 and 8800MT/s MRDIMMs

All-hybrid hot-swappable NVMe/SAS/SATA; up to 24 drive bays

Flexible networking options with up to 2 AIOM networking slots (OCP NIC 3.0 compatible)

Optional PCIe slot configurations up to 8 PCIe 5.0 x8 or 4 PCIe 5.0 x16 slots with support for double-width GPU/Accelerator cards



SYS-122HA-TN-LCC

1U DP Hyper



SYS-122HA-TN-LCC

12 2.5" NVMe/SAS/SATA

2U DP Hyper



SYS-222HA-TN

8 to 24 2.5" NVMe/SAS/SATA

1U UP Hyper



SYS-112HA-TN

Up to 8 2.5" NVMe/SAS/SATA

2U UP Hyper



SYS-212HA-TN

Up to 8 2.5" NVMe/SAS/SATA

Maximum performance for AI and HPC

X14 Hyper is Supermicro's flagship rackmount platform designed to deliver the highest performance for demanding AI and HPC applications, with single or dual socket configurations supporting the latest Intel® Xeon® 6900 series processors with P-cores and up to 256 high performance cores in a 1U or 2U form factor.

Systems feature flexible expansion to accommodate up to 4 double-width GPUs, OCP 3.0 AIOM slots to support high speed networking, and a range of storage configurations with up to 24 Gen 5 NVMe drives. Direct-to-chip liquid cooling is also available to facilitate support of top-bin CPUs without thermal limitations as well as increase data center cooling costs and efficiency.

Key Applications

- Artificial Intelligence (AI)
- Data Analytics
- High Performance Computing
- Virtualization

X14 HYPER

Best-in-class Performance and Flexibility Rackmount Server



Single and dual socket configurations supporting Intel® Xeon® 6700/6500 series processors with P-cores or 6700 series with E-cores

Support for DDR5-6400 with up to 32 DIMMs (DP) and 16 DIMMs (UP) per system and MRDIMMs up to 8000MT/s (P-core only)

All-hybrid hot-swappable NVMe/SAS/SATA; up to 24 drive bays

Flexible networking options with up to 2 AIOM networking slots (OCP NIC 3.0 compatible)

Optional PCIe slot configurations up to 8 PCIe 5.0 x8 or 4 PCIe 5.0 x16 slots with support for double-width GPU/Accelerator cards

Optional direct-to-chip liquid cooling

Redundant Titanium level (96%) from 900W to 2600W



SYS-122H-TN

1U DP Hyper



SYS-122H-TN

Up to 12 2.5" NVMe/SAS/SATA

2U DP Hyper



SYS-222H-TN

8 to 24 2.5" NVMe/SAS/SATA

1U UP Hyper



SYS-112H-TN

Up to 12 2.5" NVMe/SAS/SATA

2U UP Hyper



SYS-212H-TN

8 to 24 2.5" NVMe/SAS/SATA

Flagship Performance and Flexibility for Enterprise Data Centers

The new X14 Hyper series brings next-generation performance to Supermicro's range of rackmount servers, built to take on the most demanding workloads in the most proven 1U and 2U form factors. Our modular designed allows customization on storage, expansion slot, network and power supplies to meet the applications requirements. Gracefully balances compute, storage and expansion in a tool-less rackmount design for optimization as well as flexibility and serviceability.

The X14 Hyper lineup includes the best-selling dual-socket configurations designed for maximum power and compute density, as well as new single-socket architectures to provide balanced performance with only one processor.

Key Applications

- Enterprise Server
- Cloud Computing
- Big Data Analytics
- Hyperconverged Storage
- AI Inference and Machine Learning
- Network Function
- Virtualization

X14 CLOUDDC WITH DC-MHS

All-in-one Rackmount Platform for Cloud Data Centers Designed to OCP DC-MHS Specifications



Single and dual socket configurations supporting Intel® Xeon® 6700/6500 series processors with P-cores or 6700 series with E-cores

Support for DDR5-6400 with up to 32 DIMMs (DP) and 16 DIMMs (UP) and MRDIMMs up to 8000MT/s (P-core only)

Modular OCP DC-MHS support to reduce complexity and simplify servicing in large-scale data center deployments

U.2 NVMe/SAS/SATA drives with all-hybrid options

Support for PCIe 5.0 and CXL 2.0

Streamlined data center management with DC-SCM module



SYS-112C-TN

1U DP CloudDC



SYS-122C-TN

Up to 12 hot-swap NVMe
M-FLW HPM

2U DP CloudDC



SYS-222C-TN

Up to 24 hot-swap NVMe
M-FLW HPM

1U UP CloudDC



SYS-112C-TN

Up to 12 hot-swap NVMe
M-SDNO HPM

High-density, Tool-less Mechanical Design for Rapid Cloud Deployment and Easy Maintenance

The new Supermicro X14 CloudDC with DC-MHS delivers ultimate flexibility on I/O and storage to support a range of cloud and data center workloads. The systems are designed to meet OCP DC-MHS specifications, improving modularity and flexibility for large-scale enterprises and cloud service providers to simplify data center management with DC-SCM modules. X14 CloudDC also features tool-less brackets, hot-swap drive trays and redundant power supplies that ensure a rapid deployment and more efficient maintenance in data centers. High-efficiency Titanium Level redundant power supplies provide resiliency and low carbon footprint. Rich security features include Intel® SGX, TPM 2.0, signed firmware, Silicon Root of Trust, Secure Boot, System Erase, Runtime FW protection, FIPS Compliance and Trusted Execution Environment.

Key Applications

- Private/Public/Hybrid Cloud
- Cloud Computing
- Big Data Analytics
- AI Inference
- Machine Learning
- Network Appliance
- Virtualization
- Open BMC
- ODM Custom Design for CSP/Hyperscalers

X14 UP WIO

Industry's Widest Variety of I/O Optimized Servers



Single socket configurations supporting Intel® Xeon® 6700/6500 series processors with P-cores and 6700 series with E-cores

Support for DDR5-6400 with up to 8 DIMMs and MRDIMMs up to 8000MT/s (P-core only)

U.2 NVMe/SAS/SATA drives with up to 8 hybrid drives

Support for PCIe 5.0 and CXL 2.0

Native SATA support on motherboard; no additional controller card required

Supports double-width GPU/FPGA cards in both 1U and 2U



SYS-112B-WR

1U UP WIO



SYS-112B-WR

1U UP WIO



SYS-512B-WR

2U UP WIO



SYS-522B-WR

Wide-Ranging Flexibility for any Enterprise Workload

Supermicro WIO systems offer a wide range of I/O options to deliver truly optimized systems for specific requirements. Users can optimize the storage and networking alternatives to accelerate performance, increase efficiency and find the perfect fit for their applications. In addition to enabling customizable configurations and optimization for multiple application requirements, Supermicro WIO SuperServers® also provide attractive cost advantages and investment protection.

Key Applications

- Enterprise Applications
- Networking Appliance
- Firewall/Security Appliances
- General Purpose Computing
- Cloud Computing
- Media Entertainment

X14 PETASCALE ALL-FLASH EDSFF

Maximum Throughput and Density with EDSFF Drive and CXL 2.0 Support



Dual socket configurations supporting Intel® Xeon® 6700/6500 series processors with P-cores and 6700 series with E-cores

Support for DDR5-6400 with up to 32 DIMMs and MRDIMMs up to 8000MT/s (P-core only)

Up to 32 EDSFF E3.S drives in 2U or 16 E3.S drives in 1U

Up to 1.92PB of NVMe storage in 2U or 960TB in 1U

Up to 8 Type 3 CXL modules

Symmetrical architecture to reduce latency

OCP Data Center Modular Hardware System (DC-MHS) support



SSG-222B-NE3X24R

1U High Density All-Flash



SSG-122B-NE316R

16 EDSFF E3.S (1T) NVMe SSD

2U High Density All-Flash with CXL



SSG-222B-NE3X24R

Up to 32 EDSFF E3.S (1T) NVMe SSD

Highest Performance 1U and 2U All-Flash Servers

The AI revolution is using and generating massive amounts of data and these workloads require application-specific architectures at every stage of the data pipeline. Supermicro's flagship X14 Petascale storage platform offers the best architecture to drive large-scale, data-intensive AI and HPC workloads, offering industry-leading memory bandwidth using up to eight Type 3 CXL modules. With up to 32 E3.S drives in 2U and unprecedented end-to end PCIe Gen5 performance, new X14 Petascale systems can help organizations to reach their performance and capacity goals with greater rack density than ever before.

The new Intel® Xeon® 6 processors support the latest PCIe Gen 5 standard to handle the high throughput of a large number of NVMe drives and get the maximum performance out of the new Gen 5 E3.S drives, as well as CXL 2.0 on all device types to maximize memory capacity for in-memory database applications.

Key Applications

- Data Intensive HPC/AI
- Private & Hybrid Cloud
- Software-Defined Storage
- NVMe Over Fabrics Solution
- In-Memory Computing
- Composable Infrastructure Platform

X14 TOP-LOADING STORAGE

High-density, cost-effective storage for backup, archive, and data lake applications



Single and dual-node architectures supporting Intel® Xeon® 6700/6500 series processors with P-cores or 6700 series with E-cores

Up to 90 3.5" SAS/SATA drives with tool-less trays and optional 2.5" drive support

More than 2.1PB of storage in 4U

Optional rear 2.5" PCIe 5.0 NVMe drives for caching

Front-access drawer design for easy servicing and maintenance

Up to 4 PCIe 5.0 slots with tool-less brackets



SSG-542B-DE1CR90

4U 60-Bay



SSG-542B-E1CR60

4U 90-Bay



SSG-542B-E1CR90

4U Dual-Node 90-Bay



SSG-542B-DE1CR90

Flexible Data Storage at Scale

As the amount of data produced and retained continues to expand exponentially, organizations need storage solutions that can ensure the instant availability of large amounts of data while still controlling cost and physical footprint.

Based on a new single-socket architecture for lower TCO, Supermicro X14 Top-Loading Storage systems deliver an optimized blend of performance, density, and efficiency for modern data center storage requirements. Drive bays are front-accessible via the pull-out drawer, with tool-less trays simplifying the drive installation and replacement process. At the rear, additional hot-swap 2.5" NVMe drive bays can be used for caching while tool-less PCIe slot brackets support a range of NICs and xPU cards for accelerated offload of networking and other tasks.

Key Applications

- Big Data & Analytics, Data Lake
- Content Repositories
- Financial Services & Healthcare Image Archives
- Government Data Protection
- HPC and AI/ML Workloads
- Telco & Cloud Service Providers

X14 HYPER-E

Maximum Performance and Flexibility for Edge Data Centers



Dual socket configurations supporting Intel® Xeon® 6700/6500 series processors with P-cores and 6700 series with E-cores

High-density processing power in compact form factors suitable for Edge deployments

Support for DDR5-6400 with up to 32 DIMMs and MRDIMMs up to 8000MT/s (P-core only)

Flexible I/O with up to 2 AIOM PCIe 5.0 and 8 PCIe 5.0 slots

Both AC and DC power configurations available with redundant power supplies

Enhanced operating temperatures from -5°C to 55°C (CPU TDP-dependent)

Front or rear I/O configurations available



SYS-222HE-FTN

2U DP Hyper-E



SYS-222HE-TN
Rear I/O

2U DP Hyper-E



SYS-222HE-FTN
Front I/O

Data Center Performance at the Edge

Hyper-E delivers the performance and flexibility of Supermicro's flagship rackmount server family in a compact form factor optimized for telco and micro data center deployments.

A mid-depth chassis and front I/O makes it easier to incorporate Hyper-E into existing edge and telco infrastructure, while carrier grade (NEBS Level 3) design and optional DC power options further enhance flexibility in non-traditional data center environments.

Storage and expansion configurations can be adjusted depending on the application, while maintenance-friendly design innovations eliminate the need for tools when servicing the system to simplify rollout and installation.

Key Applications

- 5G Core and Edge
- AI Inference and Machine Learning
- Cloud Computing
- Enterprise Server
- Software-defined Storage
- Virtualization

X14 TELCO/EDGE

Compact and Short-depth Rackmount Systems for Telco and Edge Deployments



Single socket configurations supporting Intel® Xeon® 6700/6500 series processors with P-cores and 6700 series with E-cores

High-density processing power in compact form factors suitable for Edge deployments

Support for DDR5-6400 and MRDIMMs up to 8000MT/s (P-core only)

Flexible I/O with up to 3 PCIe 5.0 slots in 1U or 5 slots in 2U

Both AC and DC power configurations available with redundant power supplies

Enhanced operating temperatures from -5°C to 55°C (CPU TDP-dependent)



SYS-112B-FWT

1U Short-Depth Telco Edge



SYS-112B-FWT
SYS-112B-FDWR

2U Ultra Short-Depth Telco Edge



SYS-212B-FN4TP

2U Short-Depth Edge AI



SYS-212B-FN2T
SYS-212B-FLN2T

Optimized Designs for 5G and AI Workloads at the Network Edge

Supermicro provides innovative and first-to-market technologies that are the building blocks for today's edge and embedded computing platforms. Rapid growth in the adoption of next-gen networking and data-driven, AI based solutions are driving the need for higher levels of product integration and optimization. This requires edge-optimized systems to deliver capabilities such as AI inferencing, network connectivity, virtualization, expanded I/O, mobile communication, and device-to-device communication in space and power constrained environments.

Supermicro's 5G/Edge family features high-performance, compact devices, optimized for a wide range of applications and solutions. This includes versatile systems for telco deployments and remote environments such as retail, healthcare, or manufacturing.

Key Applications

- 5G Core and Edge
- Edge AI Inference
- Machine Learning
- Multi-Access Edge Computing
- Flex-RAN/Open RAN
- Network Function Virtualization
- Healthcare
- Retail

X14 MULTI-PROCESSOR

Maximum density single-node systems for enterprise applications



Quad-processor systems featuring Intel® Xeon® 6700 series processors with P-cores

64 DDR5 DIMM slots for maximum memory density, supporting DDR5 up to 6400MT/s

Support for up to 2 double-width accelerators in 2U and up to 6 in 4U with air cooling

Configurations optimized for compute, storage, and acceleration



SYS-442B-NR

2U 4-Way Storage-Optimized



SYS-242B-NR

2U 4-Way Compute-Optimized



SYS-242H-NR

4U 4-Way Acceleration Optimized



SYS-442B-NR

Maximum compute and memory density with flexible I/O

Realizing value from the vast quantities of data available to modern organizations requires significant compute power and memory density not available in traditional server architectures.

Supermicro X14 Multi-Processor systems feature four Intel® Xeon® 6700 series processors with P-cores in a single compute node for an unprecedented number of compute cores, DDR5 DIMM slots, and PCIe lanes in a standard rackmount form factor. These systems are available in multiple configurations optimized for various storage, thermal, or acceleration requirements and scale effortlessly to support growing workload requirements.

Key Applications

- AI
- Business Intelligence
- ERP
- CRM
- Scientific Simulation
- In-Memory Database
- HCI
- SAP HANA

X14 GPU-OPTIMIZED

10U 8-GPU (SXM)
Air Cooled

4U 8-GPU (SXM)
Liquid Cooled



MODEL	SYS-A22GA-NBRT	SYS-422GA-NBRT-LCC
Processor Support	Dual Socket BR (LGA-7529) Intel® Xeon® 6900 series processors with P-cores Up to 128C/256T; Up to 504MB Cache per CPU	Dual Socket BR (LGA-7529) Intel® Xeon® 6900 series processors with P-cores Up to 128C/256T; Up to 504MB Cache per CPU
Serverboard	SUPERMICRO X14DBG-DAP	SUPERMICRO X14DBG-DAP
System Memory (Max.)	Slot Count: 24 DIMM slots Max Memory (1DPC): Up to 6TB 6400MT/s ECC DDR5 RDIMM Max Memory (1DPC): Up to 6TB 8800MT/s ECC DDR5 MRDIMM	Slot Count: 24 DIMM slots Max Memory (1DPC): Up to 6TB 6400MT/s ECC DDR5 RDIMM Max Memory (1DPC): Up to 6TB 8800MT/s ECC DDR5 MRDIMM
Expansion Slots	8 PCIe 5.0 x16 LP slots 2 PCIe 5.0 x16 (in x16) FHHL slots	8 PCIe 5.0 x16 LP slots 2 PCIe 5.0 x16 (in x16) FHHL slots
GPU Support	Up to 8 onboard GPUs NVIDIA SXM: HGX B200 8-GPU (180GB)	Up to 8 onboard GPUs NVIDIA SXM: HGX B200 8-GPU (180GB)
Connectivity	2 RJ45 10GbE with Intel® X710	2 RJ45 10GbE with Intel® X710-AT2
VGA/Audio	1 VGA port	1 VGA port
Management	SuperCloud Composer; Supermicro Server Manager (SSM); Super Diagnostics Offline (SDO); Supermicro Thin-Agent Service (TAS); SuperServer Automation Assistant (SAA) New!	SuperCloud Composer; Supermicro Server Manager (SSM); Super Diagnostics Offline (SDO); Supermicro Thin-Agent Service (TAS); SuperServer Automation Assistant (SAA) New!
Drive Bays	Default: Total 10 bays 10 front hot-swap 2.5" PCIe 5.0 x4 NVMe drive bays M2: 2 M.2 PCIe 4.0 x4 NVMe slots (M-key 2280/22110/25110)	Default: Total 8 bays 8 front hot-swap 2.5" NVMe drive bays M2: 2 M.2 NVMe slots (M-key)
Power Supply	6x 5250W Redundant (3 + 3) power supplies	4x 6600W Redundant (2 + 2) Titanium Level (96%) power supplies
Cooling System	19 counter-rotating 80x80x38mm Fan(s)	4 Fan 8cm Fan(s)
Form Factor	10U Rackmount	4U Rackmount

X14 PCIe GPU

5U 10-GPU PCIe



MODEL	SYS-522GA-NRT
Processor Support	Dual Socket BR (LGA-7529) Intel® Xeon® 6900 series processors with P-cores Up to 128C/256T; Up to 504MB Cache per CPU
Serverboard	SUPERMICRO® X14DBG-AP
System Memory (Max.)	Slot Count: 24 DIMM slots Max Memory (1DPC): Up to 6TB 6400MT/s ECC DDR5 RDIMM Max Memory (1DPC): Up to 6TB 8800MT/s ECC DDR5 MRDIMM
Expansion Slots	Default 13 PCIe 5.0 x16 FHFL slots
GPU Support	Up to 10 double-width or 10 single-width GPUs NVIDIA PCIe: H100 NVL, L40S, L4
Connectivity	2 RJ45 10GbE with Intel® X710-AT2
VGA/Audio	1 VGA port
Management	SuperCloud Composer; Supermicro Server Manager (SSM); Super Diagnostics Offline (SDO); Supermicro Thin-Agent Service (TAS); SuperServer Automation Assistant (SAA) New!
Drive Bays	Default: Total 24 bays 24 front hot-swap 2.5" PCIe 5.0 NVMe drive bays M2: 2 M.2 NVMe slots (M-key)
Power Supply	6x 2700W Redundant Titanium Level (96%) power supplies
Cooling System	10 heavy duty fans with optimal fan speed control
Form Factor	5U Rackmount

X14 GAUDI®3

8U 8-GPU Gaudi®3

NEW!

Intel® Xeon® 6
Processors
Supported




MODEL	SYS-822GA-NGR3
Processor Support	Dual Socket BR (LGA-7529) Intel® Xeon® 6900 series processors with P-cores Up to 128C/256T; Up to 504MB Cache per CPU
Serverboard	SUPERMICRO® X14DBG-GD
System Memory (Max.)	Slot Count: 24 DIMM slots Max Memory (1DPC): Up to 6TB 6400MT/s ECC DDR5 RDIMM/LRDIMM Max Memory (1DPC): Up to 6TB 8800MT/s ECC DDR5 MRDIMM
Expansion Slots	Default 2 PCIe 5.0 x16 FHFL slots 2 PCIe 5.0 x8 FHFL slots 1 PCIe 5.0 x4 AIOM slot (OCP 3.0 compatible)
GPU Support	Up to 8 onboard GPUs Intel OAM: Gaudi 3
Connectivity	6 OSFP 800GbE
VGA/Audio	1 VGA port
Management	SuperCloud Composer; Supermicro Server Manager (SSM); Super Diagnostics Offline (SDO); Supermicro Thin-Agent Service (TAS); SuperServer Automation Assistant (SAA) New!
Drive Bays	Default: Total 8 bays 8 front hot-swap 2.5" PCIe 5.0 NVMe drive bays M2: 2 M.2 PCIe 5.0 x2 NVMe slots (M-key 22110(default))
Power Supply	8x 3000W Redundant Titanium Level (96%) power supplies
Cooling System	10 Removable Heavy-Duty 80 x 80 x 80mm Fan(s)
Form Factor	8U Rackmount

X14 SUPERBLADE®

8U Enclosure

6U Enclosure



MODEL	SBE-820H2/J2-830/630 SBE-820H2-822/622 SBE-820J2-822/622/422	SBE-610J2-830/630/430 SBE-610J2-822/622/422
Server	Up to 20 hot-swappable, half-height, single-wide blade servers. Up to 10 hot-swappable, half-height, double-wide blade servers Mixed configuration supported	Up to 10 hot-swappable, single-wide blade servers. Up to 5 hot-swappable, double-wide blade servers Mixed configuration supported
LED Indicator	Power LED, Fault LED	Power LED, Fault LED
Infiniband Switch	200G HDR InfiniBand switch	N/A
Ethernet Switch / Pass-Thru Module	Up to 4 hot-swappable 25G Ethernet switches or pass-thru modules	Up to 4 hot-swappable 25G Ethernet switches or pass-thru modules
Chassis Management Module (CMM)	Up to 2 hot-swappable CMMs for remote system management with software	Up to 2 hot-swappable CMMs for remote system management with software
Models	SBE-820H2/ J2- 830/630: Up to 8 hot-swappable 3000W Titanium (96% efficiency) power supplies SBE-820H2- 822/622: Up to 8 hot-swappable 2200W Titanium (96% efficiency) power supplies SBE-820J2- 822/ 622/ 422: Up to 8 hot-swappable 2200W Titanium (96% efficiency) power supplies	SBE-610J2-830/ 630/430: Up to 8 hot-swappable 3000W Titanium (96% efficiency) power supplies SBE-610J2- 822/ 622/ 422: Up to 8 hot-swappable 2200W Titanium (96% efficiency) power supplies
Rack Unit	8 RU	6 RU
Form Factor	356 x 447 x 813mm (14" x 17.6" x 32")	267 x 447 x 813mm (10.5" x 17.6" x 32")

X14 8U SUPERBLADE®

20 DP Nodes in 8U

10 DP Nodes in 8U



MODEL	SBI-422B-1NE14	SBI-422B-5NE14
Servers per Enclosure	20	10
Processor	Dual Intel® Xeon® 6700 series processors with E-cores - up to 288 cores per node	Dual Intel® Xeon® 6700 series processors with E-cores - up to 288 cores per node
System Memory (Max.)	Support for DDR5-6400 with up to 16 DIMMs (up to 4TB memory)	Support for DDR5-6400 with up to 16 DIMMs (up to 4TB memory)
PCIe Expansion	2 OCP 3.0 (PCIe 5.0 x16)	2 OCP 3.0 (PCIe 5.0 x16)
Storage & RAID	4 Hot-swappable E1.S NVMe SSDs 1 M.2 NVMe SSD Additional 4 M.2 NVMe SSDs with optional mezzanine card	4 Hot-swappable E1.S NVMe SSDs 1 M.2 NVMe SSD Additional 4 M.2 NVMe SSDs with optional mezzanine card
Networking	Dual-port 25GbE LOM (LAN on Motherboard) OCP 3.0 slots for up to 2 network cards Optional mezzanine card for 200G IB or additional dual-port 25GbE	Dual-port 25GbE LOM (LAN on Motherboard) OCP 3.0 slots for up to 2 network cards Optional mezzanine card for 200G IB or additional dual-port 25GbE
Management	Redundant Chassis Management Modules, Open Industry Standard IPMI 2.0 / KVM over IP / Redfish API / TPM 2.0 / Signed Firmware / Hardware Root of Trust	Redundant Chassis Management Modules, Open Industry Standard IPMI 2.0 / KVM over IP / Redfish API / TPM 2.0 / Signed Firmware / Hardware Root of Trust
LED Indicators	Fault LED, Network Activity LED, Power LED, UID	Fault LED, Network Activity LED, Power LED, UID
Form Factor	165 x 44.4 x 597mm (6.5" x 1.75" x 23.5")	165 x 88.9 x 597mm (6.5" x 3.5" x 23.5")
Enclosure	SBE-820H2/J2-830/630 SBE-820H2-822/622 SBE-820H-822/622 SBE-820J2-822/622 SBE-820J-822/622/422	SBE-820H2/J2-830/630 SBE-820H2/J2-822/622

X14 6U SUPERBLADE®

10 UP Nodes in 6U

5 UP Nodes in 6U

10 UP Nodes in 6U



MODEL	SBI-612BA-1NE34 (Single Width)	SBI-612BA-5NE34 (Double Width)	SBI-612B-1C2N
Servers per Enclosure	10	5	10
Processor	Single Socket BR (LGA-7529) Intel® Xeon® 6 6900 series processors with P-cores Up to 128C/256T; Up to 504MB Cache per CPU	Single Socket BR (LGA-7529) Intel® Xeon® 6 6900 series processors with P-cores Up to 128C/256T; Up to 504MB Cache per CPU	Single Intel® Xeon® 6700 series processors Up to 2 FHFL GPUs or network cards
System Memory (Max.)	Up to 12 DIMMs supporting up to 3TB 6400MT/s DDR5 RDIMM or 3TB 8800MT/s DDR5 MRDIMM	Up to 12 DIMMs supporting up to 3TB 6400MT/s DDR5 RDIMM or 3TB 8800MT/s DDR5 MRDIMM	Support for DDR5-6400 with 16 DIMMs in UP (Up to 4TB memory)
PCIe Expansion	2 PCIe Gen5 slots supporting up to 2 FHFL PCIe GPUs or network cards	4 PCIe Gen5 slots supporting up to 4 FHFL PCIe GPUs or network cards	Up to 2 PCIe 5.0 x16 slots (Front I/O)
Storage & RAID	4 Hot-swappable E3.S NVMe SSDs 2 M.2 NVMe SSD	4 Hot-swappable E3.S NVMe SSDs 2 M.2 NVMe SSD	2 Hot-swappable U.2 NVMe/SAS 1 M.2 NVMe SSD
Networking	Dual-port 25GbE LOM (LAN on Motherboard) Additional dual-port 25GbE NIC on optional mezzanine card Up to 2 network cards from 2 PCIe 5.0 slots in the front I/O	Dual-port 25GbE LOM (LAN on Motherboard) Additional dual-port 25GbE NIC on optional mezzanine card Up to 4 network cards from 4 PCIe 5.0 slots in the front I/O	Dual-port 25GbE LOM (LAN on Motherboard) 2 PCIe network cards (Front I/O) Optional mezzanine card for additional dual-port 25GbE
Management	Redundant Chassis Management Modules, Open Industry Standard IPMI 2.0 / KVM over IP / Redfish API / TPM 2.0 / Signed Firmware / Hardware Root of Trust	Redundant Chassis Management Modules, Open Industry Standard IPMI 2.0 / KVM over IP / Redfish API / TPM 2.0 / Signed Firmware / Hardware Root of Trust	Redundant Chassis Management Modules, Open Industry Standard IPMI 2.0 / KVM over IP / Redfish API / TPM 2.0 / Signed Firmware / Hardware Root of Trust
LED Indicators	Fault LED, Network Activity LED, Power LED, UID	Fault LED, Network Activity LED, Power LED, UID	Fault LED, Network Activity LED, Power LED, UID
Form Factor	248 x 44.4 x 597mm (9.75" x 1.75" x 23.5")	248 x 89 x 597mm (9.75" x 3.5" x 23.5")	248 x 44.4 x 597mm (9.75" x 1.75" x 23.5")
Enclosure	SBE-610J2-830/630/430 SBE-610J2-822/622/422	SBE-610J2-830/630/430 SBE-610J2-822/622/422	SBE-610J2-830/630/430 SBE-610J2-822/622/422 SBE-610J-822/622/422

X14 6U SUPERBLADE®

10 UP Nodes in 6U

5 UP Nodes in 6U



MODEL	SBI-612BA-1NE34 (Single Width)	SBI-612BA-5NE34 (Double Width)
Servers per Enclosure	10	5
Processor	Single Socket BR (LGA-7529) Intel® Xeon® 6 6900 series processors with P-cores Up to 128C/256T; Up to 504MB Cache per CPU	Single Socket BR (LGA-7529) Intel® Xeon® 6 6900 series processors with P-cores Up to 128C/256T; Up to 504MB Cache per CPU
System Memory (Max.)	Up to 12 DIMMs supporting up to 3TB 6400MT/s DDR5 RDIMM or 3TB 8800MT/s DDR5 MRDIMM	Up to 12 DIMMs supporting up to 3TB 6400MT/s DDR5 RDIMM or 3TB 8800MT/s DDR5 MRDIMM
PCIe Expansion	2 PCIe Gen5 slots supporting up to 2 FHFL PCIe GPUs or network cards	4 PCIe Gen5 slots supporting up to 4 FHFL PCIe GPUs or network cards
Storage & RAID	4 Hot-swappable E3.S NVMe SSDs 2 M.2 NVMe SSD	4 Hot-swappable E3.S NVMe SSDs 2 M.2 NVMe SSD
Networking	Dual-port 25GbE LOM (LAN on Motherboard) Additional dual-port 25GbE NIC on optional mezzanine card Up to 2 network cards from 2 PCIe 5.0 slots in the front I/O	Dual-port 25GbE LOM (LAN on Motherboard) Additional dual-port 25GbE NIC on optional mezzanine card Up to 4 network cards from 4 PCIe 5.0 slots in the front I/O
Management	Redundant Chassis Management Modules, Open Industry Standard IPMI 2.0 / KVM over IP / Redfish API / TPM 2.0 / Signed Firmware / Hardware Root of Trust	Redundant Chassis Management Modules, Open Industry Standard IPMI 2.0 / KVM over IP / Redfish API / TPM 2.0 / Signed Firmware / Hardware Root of Trust
LED Indicators	Fault LED, Network Activity LED, Power LED, UID	Fault LED, Network Activity LED, Power LED, UID
Form Factor	248 x 44.4 x 597mm (9.75" x 1.75" x 23.5")	248 x 89 x 597mm (9.75" x 3.5" x 23.5")
Enclosure	SBE-610J2-830/630/430 SBE-610J2-822/622/422	SBE-610J2-830/630/430 SBE-610J2-822/622/422

X14 6U SUPERBLADE®

10 DP Nodes in 6U

5 DP Nodes in 6U

10 DP Nodes in 6U

5 DP Nodes in 6U



MODEL	SBI-622B-1NE34	SBI-622B-5NE34	SBI-622B-1NE38	SBI-622B-5NE38
Servers per Enclosure	10	5	10	5
Processor	Dual Intel® Xeon® 6700 series processors	Dual Intel® Xeon® 6700 series processors	Dual Intel® Xeon® 6700 series processors	Dual Intel® Xeon® 6700 series processors
GPU or Network Cards	Up to 2 FHHL GPUs and network cards	Up to 4 GPUs or network cards	N/A	N/A
System Memory (Max.)	Support for DDR5-6400 with 32 DIMMs in DP (Up to 8TB memory)	Support for DDR5-6400 with 32 DIMMs in DP (Up to 8TB memory)	Support for DDR5-6400 with 32 DIMMs in DP (Up to 8TB memory)	Support for DDR5-6400 with 32 DIMMs in DP (Up to 8TB memory)
PCIe Expansion	Up to 2 PCIe 5.0 x16 slots (Front I/O)	Up to 4 PCIe 5.0 slots (Front I/O)	N/A	N/A
Storage & RAID	4 Hot-swappable E3.S NVMe SSDs 2 M.2 NVMe SSDs with optional adapter	4 Hot-swappable E3.S NVMe SSDs 2 M.2 NVMe SSDs with optional adapter	8 Hot-swappable E3.S NVMe SSDs 2 M.2 NVMe SSDs with optional adapter	8 Hot-swappable E3.S NVMe SSDs 2 M.2 NVMe SSDs with optional adapter
Networking	Dual-port 25GbE LOM (LAN on Motherboard) 2 PCIe network cards (Front I/O) Optional mezzanine card for additional dual-port 25GbE	Dual-port 25GbE LOM (LAN on Motherboard) 4 PCIe network cards (Front I/O) Optional mezzanine card for additional dual-port 25GbE	Dual-port 25GbE LOM (LAN on Motherboard) Optional mezzanine card for additional dual-port 25GbE	Dual-port 25GbE LOM (LAN on Motherboard) Optional mezzanine card for additional dual-port 25GbE
Management	Redundant Chassis Management Modules, Open Industry Standard IPMI 2.0 / KVM over IP / Redfish API / TPM 2.0 / Signed Firmware / Hardware Root of Trust	Redundant Chassis Management Modules, Open Industry Standard IPMI 2.0 / KVM over IP / Redfish API / TPM 2.0 / Signed Firmware / Hardware Root of Trust	Redundant Chassis Management Modules, Open Industry Standard IPMI 2.0 / KVM over IP / Redfish API / TPM 2.0 / Signed Firmware / Hardware Root of Trust	Redundant Chassis Management Modules, Open Industry Standard IPMI 2.0 / KVM over IP / Redfish API / TPM 2.0 / Signed Firmware / Hardware Root of Trust
LED Indicators	Fault LED, Network Activity LED, Power LED, UID	Fault LED, Network Activity LED, Power LED, UID	Fault LED, Network Activity LED, Power LED, UID	Fault LED, Network Activity LED, Power LED, UID
Form Factor	248 x 44.4 x 597mm (9.75" x 1.75" x 23.5")	248 x 88.9 x 596.9mm (9.75" x 3.5" x 23.5")	248 x 44.4 x 597mm (9.75" x 1.75" x 23.5")	248 x 88.9 x 596.9mm (9.75" x 3.5" x 23.5")
Enclosure	SBE-610J2-830/630/430 SBE-610J2-822/622/422 SBE-610J-822/622/422	SBE-610J2-830/630/430 SBE-610J2- 822/622/422	SBE-610J2-830/630/430 SBE-610J2- 822/622/422 SBE-610J-822/622/422	SBE-610J2-830/630/430 SBE-610J2-822/622/422

X14 FLEXTWIN™

Liquid-Cooled 2U 4-Node



MODEL	SYS-222FT-HEA-LCC
Processor Support	Dual Socket BR (LGA-7529) Intel® Xeon® 6900 series processors with P-cores Up to 128C/256T; Up to 504MB Cache per CPU
Serverboard	SUPERMICRO® X14DBT-FAP
System Memory (Max.)	Slot Count: 24 DIMM slots Max Memory (1DPC): Up to 6TB 6400MT/s ECC DDR5 RDIMM Max Memory (1DPC): Up to 3TB 8800MT/s ECC DDR5 MRDIMM
Expansion Slots	Default 1 PCIe 5.0 x16 LP slot 1 PCIe 5.0 x16 AIOM slot (OCP 3.0 compatible) Option A 1 PCIe 5.0 x16 LP slot 1 PCIe 5.0 x16 AIOM slot (OCP 3.0 compatible) 1 PCIe 5.0 x16 FHHL slot
Connectivity	Via AIOM
VGA/Audio	1 VGA port(Front)
Management	SuperCloud Composer; Supermicro Server Manager (SSM); Super Diagnostics Offline (SDO); Supermicro Thin-Agent Service (TAS); SuperServer Automation Assistant (SAA) New!
Drive Bays	Option A: Total 2 bays 2 front hot-swap E1.S NVMe* drive bays *Optional M2: 2 M.2 PCIe 5.0 x4 NVMe slots (M-key 22110(default); Optional Configuration)
Power Supply	4x 3200W Redundant (2 + 2) Titanium Level (96%) power supplies
Cooling System	16x 31K RPM Counter Rotating 40x40x56mm Fan(s)
Form Factor	2U Rackmount

X14 BIGTWIN®

2U 2-Node BigTwin

2U 2-Node BigTwin

NEW!
Intel® Xeon® 6
Processors
Supported



MODEL	SYS-622BT-DNC8R	SYS-222BT-DNR
Processor Support	Dual Socket E2 (LGA-4710) Intel® Xeon® 6700 series processors with E-cores Up to 144C/144T; Up to 108MB Cache per CPU	Dual Socket E2 (LGA-4710) Intel® Xeon® 6700 series processors with E-cores Up to 144C/144T; Up to 108MB Cache per CPU
Serverboard	SUPERMICRO X14DBT-B	SUPERMICRO X14DBT-B
System Memory (Max.)	Slot Count: 16 DIMM slots Max Memory (1DPC): Up to 4TB 6400MT/s ECC DDR5 RDIMM	Slot Count: 16 DIMM slots Max Memory (1DPC): Up to 2TB 6400MT/s ECC DDR5 RDIMM
Expansion Slots	Default 2 PCIe 5.0 x8 LP slots 1 PCIe 5.0 x16 LP slot 1 PCIe 5.0 x16 AIOM slot (OCP 3.0 compatible)	Default 2 PCIe 5.0 x8 LP slots 1 PCIe 5.0 x16 LP slot 1 PCIe 5.0 x16 AIOM slot (OCP 3.0 compatible)
Connectivity	Via AIOM	Via AIOM
VGA/Audio	1 VGA port	1 VGA port
Management	SuperCloud Composer; Supermicro Server Manager (SSM); Super Diagnostics Offline (SDO); Supermicro Thin-Agent Service (TAS); SuperServer Automation Assistant (SAA) New!	SuperCloud Composer; Supermicro Server Manager (SSM); Super Diagnostics Offline (SDO); Supermicro Thin-Agent Service (TAS); SuperServer Automation Assistant (SAA) New!
Drive Bays	Default: Total 6 bays 2 front hot-swap 3.5" PCIe 5.0 NVMe/SAS drive bays 4 front hot-swap 3.5" PCIe 4.0 NVMe/SAS drive bays Option A: Total 6 bays 2 front hot-swap 3.5" PCIe 5.0 NVMe/SAS drive bays 4 front hot-swap 3.5" SAS drive bays M2: 2 M.2 PCIe 5.0 x4 NVMe slots (M-key 22110(default); VROC required for RAID)	Default: Total 12 bays 12 front hot-swap 2.5" PCIe 5.0 NVMe drive bays Option A: Total 6 bays 6 front hot-swap 2.5" PCIe 5.0 NVMe drive bays M2: 2 M.2 PCIe 5.0 x4 NVMe slots (M-key 22110(default); VROC required for RAID)
Power Supply	2x 2200W Redundant (1 + 1) Titanium Level (96%) power supplies	2x 2200W Redundant (1 + 1) Titanium Level (96%) power supplies
Cooling System	4x 14.9K RPM Heavy Duty 80x80x38mm Fan(s)	4x 16.5K RPM Heavy Duty 80x80x38mm Fan(s) 4x 16k RPM Counter Rotating 80x80x56mm Fan(s) (optional)
Form Factor	2U Rackmount	2U Rackmount

X14 BigTwin®

2U 4-Node BigTwin

2U 4-Node BigTwin



MODEL	SYS-622BT-HNC8R	SYS-222BT-HNC8R
Processor Support	Dual Socket E2 (LGA-4710) Intel® Xeon® 6700 series processors with E-cores Up to 144C/144T; Up to 108MB Cache per CPU	Dual Socket E2 (LGA-4710) Intel® Xeon® 6700 series processors with E-cores Up to 144C/144T; Up to 108MB Cache per CPU
Serverboard	SUPERMICRO® X14DBT-B	SUPERMICRO® X14DBT-B
System Memory (Max.)	Slot Count: 16 DIMM slots Max Memory (1DPC): Up to 2TB 6400MT/s ECC DDR5 RDIMM	Slot Count: 16 DIMM slots Max Memory (1DPC): Up to 2TB 6400MT/s ECC DDR5 RDIMM
Expansion Slots	Default 2 PCIe 5.0 x16 LP slots 1 PCIe 5.0 x16 AIOM slot (OCP 3.0 compatible)	Default 2 PCIe 5.0 x16 LP slots 1 PCIe 5.0 x16 AIOM slot (OCP 3.0 compatible)
Connectivity	Via AIOM	Via AIOM
VGA/Audio	1 VGA port	1 VGA port
Management	SuperCloud Composer; Supermicro Server Manager (SSM); Super Diagnostics Offline (SDO); Supermicro Thin-Agent Service (TAS); SuperServer Automation Assistant (SAA) New!	SuperCloud Composer; Supermicro Server Manager (SSM); Super Diagnostics Offline (SDO); Supermicro Thin-Agent Service (TAS); SuperServer Automation Assistant (SAA) New!
Drive Bays	Default: Total 3 bays 2 front hot-swap 3.5" PCIe 5.0 NVMe/SAS drive bays 1 front hot-swap 3.5" PCIe 4.0 NVMe/SAS drive bay Option A: Total 3 bays 2 front hot-swap 3.5" PCIe 5.0 NVMe/SAS drive bays 1 front hot-swap 3.5" SAS drive bay M2: 2 M.2 PCIe 5.0 x4 NVMe slots (M-key 22110; VROC required for RAID)	Default: Total 6 bays 2 front hot-swap 2.5" PCIe 5.0 NVMe/SAS drive bays 4 front hot-swap 2.5" PCIe 4.0 NVMe/SAS drive bays Option A: Total 6 bays 2 front hot-swap 2.5" PCIe 5.0 NVMe/SAS drive bays 4 front hot-swap 2.5" SAS drive bays M2: 2 M.2 PCIe 5.0 x4 NVMe slots (M-key 22110(default); VROC required for RAID)
Power Supply	2x 3600W Redundant (1 + 1) Titanium Level (96%) power supplies	2x 3600W Redundant (1 + 1) Titanium Level (96%) power supplies
Cooling System	4x 14.9K RPM Heavy Duty 80x80x38mm Fan(s)	4x 16K RPM Counter Rotating 80x80x56mm Fan(s)
Form Factor	2U Rackmount	2U Rackmount

X14 BIGTWIN®

2U 4-Node BigTwin

2U 4-Node BigTwin

2U 4-Node BigTwin



MODEL	SYS-222BT-HNC9R	SYS-222BT-HNR	SYS-222BT-HER
Processor Support	Dual Socket E2 (LGA-4710) Intel® Xeon® 6700 series processors with E-cores Up to 144C/144T; Up to 108MB Cache per CPU	Dual Socket E2 (LGA-4710) Intel® Xeon® 6700 series processors with E-cores Up to 144C/144T; Up to 108MB Cache per CPU	Dual Socket E2 (LGA-4710) Intel® Xeon® 6700 series processors with E-cores Up to 144C/144T; Up to 108MB Cache per CPU
Serverboard	SUPERMICRO X14DBT-B	SUPERMICRO X14DBT-B	SUPERMICRO X14DBT-B
System Memory (Max.)	Slot Count: 16 DIMM slots Max Memory (1DPC): Up to 2TB 6400MT/s ECC DDR5 RDIMM	Slot Count: 16 DIMM slots Max Memory (1DPC): Up to 2TB 6400MT/s ECC DDR5 RDIMM	Slot Count: 16 DIMM slots Max Memory (1DPC): Up to 2TB 6400MT/s ECC DDR5 RDIMM
Expansion Slots	Default 1 PCIe 5.0 x16 LP slot 1 PCIe 5.0 x16 AIOM slot (OCP 3.0 compatible)	Default 2 PCIe 5.0 x16 LP slots 1 PCIe 5.0 x16 AIOM slot (OCP 3.0 compatible)	Default 2 PCIe 5.0 x16 LP slots 1 PCIe 5.0 x16 AIOM slot (OCP 3.0 compatible)
Connectivity	Via AIOM	Via AIOM	Via AIOM
VGA/Audio	1 VGA port	1 VGA port	1 VGA port
Management	SuperCloud Composer; Supermicro Server Manager (SSM); Super Diagnostics Offline (SDO); Supermicro Thin-Agent Service (TAS); SuperServer Automation Assistant (SAA) New!	SuperCloud Composer; Supermicro Server Manager (SSM); Super Diagnostics Offline (SDO); Supermicro Thin-Agent Service (TAS); SuperServer Automation Assistant (SAA) New!	SuperCloud Composer; Supermicro Server Manager (SSM); Super Diagnostics Offline (SDO); Supermicro Thin-Agent Service (TAS); SuperServer Automation Assistant (SAA) New!
Drive Bays	Default: Total 6 bays 2 front hot-swap 2.5" PCIe 5.0 NVMe/SAS drive bays 4 front hot-swap 2.5" PCIe 4.0 NVMe/SAS drive bays Option A: Total 6 bays 2 front hot-swap 2.5" PCIe 5.0 NVMe/SAS drive bays 4 front hot-swap 2.5" SAS drive bays M2: 2 M.2 PCIe 5.0 x4 NVMe slots (M-key 22110(default); VROC required for RAID)	Default: Total 6 bays 6 front hot-swap 2.5" PCIe 5.0 NVMe drive bays Option A: Total 2 bays 2 front hot-swap 2.5" PCIe 5.0 NVMe drive bays M2: 2 M.2 PCIe 5.0 x4 NVMe slots (M-key 22110(default); VROC required for RAID)	Default: Total 8 bays 8 front hot-swap E3.S 1T PCIe 5.0 NVMe drive bays Option A: Total 4 bays 4 front hot-swap E3.S 1T PCIe 5.0 NVMe drive bays M2: 2 M.2 PCIe 5.0 x4 NVMe slots (M-key 22110(default); VROC required for RAID)
Power Supply	2x 3600W Redundant (1 + 1) Titanium Level (96%) power supplies	2x 3600W Redundant (1 + 1) Titanium Level (96%) power supplies	2x 3600W Redundant (1 + 1) Titanium Level (96%) power supplies
Cooling System	4x 16K RPM Counter Rotating 80x80x56mm Fan(s)	4x 16K RPM Counter Rotating 80x80x56mm Fan(s)	4x 16K RPM Counter Rotating 80x80x56mm Fan(s)
Form Factor	2U Rackmount	2U Rackmount	2U Rackmount

X14 GRANDTWIN®

2U 4-Node GrandTwin® (Front I/O)

2U 4-Node GrandTwin® (Rear I/O)

2U 2-Node GrandTwin® (Front I/O)



MODEL	SYS-212GT-HNF	SYS-212GT-HNR	SYS-212GT-DNAF
Processor Support	Single Socket E2 (LGA-4710) Intel® Xeon® 6700 series processors with E-cores Up to 144C/144T; Up to 108MB Cache	Single Socket E2 (LGA-4710) Intel® Xeon® 6700 series processors with E-cores Up to 144C/144T; Up to 108MB Cache	Single Socket BR (LGA-7529) Intel® Xeon® 6900 series processors with P-cores Up to 128C/256T; Up to 504MB Cache
Serverboard	SUPERMICRO® X14SBT-G	SUPERMICRO® X14SBT-G	SUPERMICRO® X14SBT-GAP
System Memory (Max.)	Slot Count: 16 DIMM slots/2 Channels Max Memory (2DPC): Up to 1TB 6400MT/s ECC DDR5 RDIMM	Slot Count: 16 DIMM slots/2 Channels Max Memory (2DPC): Up to 1TB 6400MT/s ECC DDR5 RDIMM	Slot Count: 12 DIMM slots/1 Channels Max Memory (1DPC): Up to 3TB 8800MT/s ECC DDR5 MRDIMM Max Memory (1DPC): Up to 3TB 6400MT/s ECC DDR5 RDIMM
Expansion Slots	Default 1 PCIe 5.0 x16 LP slot Optional	Default 2 PCIe 5.0 x16 (in x16) AIOM slots (OCP 3.0 compatible)	Default 2 PCIe 5.0 x16 (in x16) FH/10.5"L slots
Connectivity	Via IO Module	Via IO Module	N/A
VGA/Audio	1 VGA port	1 VGA port	1 VGA port
Management	SuperCloud Composer; Supermicro Server Manager (SSM); Super Diagnostics Offline (SDO); Supermicro Thin-Agent Service (TAS); SuperServer Automation Assistant (SAA) New!	SuperCloud Composer; Supermicro Server Manager (SSM); Super Diagnostics Offline (SDO); Supermicro Thin-Agent Service (TAS); SuperServer Automation Assistant (SAA) New!	SuperCloud Composer; Supermicro Server Manager (SSM); Super Diagnostics Offline (SDO); Supermicro Thin-Agent Service (TAS); SuperServer Automation Assistant (SAA) New!
Drive Bays	Default: Total 8 bays 8 front hot-swap E1.S PCIe 5.0 x4 NVMe* drive bays Option A: Total 4 bays 4 front hot-swap E1.S PCIe 5.0 x4 NVMe* drive bays Option B: Total 4 bays 4 front hot-swap 2.5" PCIe 5.0 x4 NVMe* drive bays Option C: Total 2 bays 2 front hot-swap 2.5" PCIe 5.0 x4 NVMe* drive bays *Optional M2: 2 M.2 PCIe 5.0 x4 NVMe slots (M-key 22110(default)/2280; USB 2.0; VROC required for RAID)	Default: Total 6 bays 6 front hot-swap 2.5" PCIe 5.0 x4 NVMe drive bays M2: 2 M.2 PCIe 5.0 x4 NVMe slots (M-key 22110(default)/2280; VROC required for RAID)	Default: Total 4 bays 4 front hot-swap 2.5" PCIe 5.0 x4 NVMe drive bays M2: 2 M.2 PCIe 5.0 x4 NVMe slots (M-key 22110(default)/2280; VROC required for RAID)
Power Supply	2x 3000W Redundant (1 + 1) Titanium (certification pending) Level (96%) power supplies	2x 2200W Redundant (1 + 1) Titanium Level (96%) power supplies	2x 2200W Redundant (1 + 1) Titanium Level (96%) power supplies
Cooling System	2x 16K RPM Heavy Duty 8cm Fan(s)	2x 16K RPM Heavy Duty 8cm Fan(s)	2x 16K RPM Heavy Duty 8cm Fan(s)
Form Factor	2U Rackmount	2U Rackmount	2U Rackmount

X14 HYPER

1U DP Hyper
(Liquid-Cooled Version Shown)

2U DP Hyper

1U UP Hyper

2U UP Hyper

NEW!

Intel® Xeon® 6
Processors
Supported



MODEL	SYS-122HA-TN-LCC	SYS-222HA-TN	SYS-112HA-TN	SYS-212HA-TN
Processor Support	Dual Socket BR (LGA-7529) Intel® Xeon® 6900 series processors with P-cores Up to 128C/256T; Up to 504MB Cache per CPU	Dual Socket BR (LGA-7529) Intel® Xeon® 6900 series processors with P-cores Up to 128C/256T; Up to 504MB Cache per CPU	Single Socket BR (LGA-7529) Intel® Xeon® 6900 series processors with P-cores Up to 128C/256T; Up to 504MB Cache	Single Socket BR (LGA-7529) Intel® Xeon® 6900 series processors with P-cores Up to 128C/256T; Up to 504MB Cache
Serverboard	SUPER [®] X14DBM-APL	SUPER [®] X14DBM-AP	SUPER [®] X14SBH-AP	SUPER [®] X14SBH-AP
System Memory (Max.)	Slot Count: 24 DIMM slots Max Memory (1DPC): Up to 6TB 6400MT/s ECC DDR5 RDIMM Max Memory (1DPC): Up to 3TB 8800MT/s ECC DDR5 MRDIMM	Slot Count: 24 DIMM slots Max Memory (1DPC): Up to 6TB 6400MT/s ECC DDR5 RDIMM Max Memory (1DPC): Up to 6TB 8800MT/s ECC DDR5 MRDIMM	Slot Count: 12 DIMM slots Max Memory (1DPC): Up to 3TB 6400MT/s ECC DDR5 RDIMM Max Memory (1DPC): Up to 1.5TB 8800MT/s ECC DDR5 MRDIMM	Slot Count: 12 DIMM slots Max Memory (1DPC): Up to 3TB 8800MT/s ECC DDR5 MRDIMM Max Memory (1DPC): Up to 3TB 6400MT/s ECC DDR5 MRDIMM
Expansion Slots	Default 2 PCIe 5.0 x16 FH/10.5"L slots 1 PCIe 5.0 x16 AIOM slot (OCP 3.0 compatible)	Option A 4 PCIe 5.0 x16 FH/10.5"L double-width slots 2 PCIe 5.0 x16 AIOM slots (OCP 3.0 compatible) Option B 8 PCIe 5.0 x8 (in x16) FH/10.5"L slots 2 PCIe 5.0 x16 AIOM slots (OCP 3.0 compatible)	Default 1 PCIe 5.0 x16 FHHL slot 1 PCIe 5.0 x16 FHFL slot 1 PCIe 5.0 x16 AIOM slot (OCP 3.0 compatible) 1 PCIe 5.0 x8 FHFL slot	Option A 1 PCIe 5.0 x16 FH/10.5"L double-width slot 1 PCIe 5.0 x8 FHFL slot 1 PCIe 5.0 x16 HHFL double-width slot 1 PCIe 5.0 x16 AIOM slot (OCP 3.0 compatible) Option B 2 PCIe 5.0 x8 FH/10.5"L slots 1 PCIe 5.0 x8 FHFL slot 1 PCIe 5.0 x16 FHFL double-width slot 1 PCIe 5.0 x16 AIOM slot (OCP 3.0 compatible)
Connectivity	Via AIOM	Via AIOM	Via AIOM	Via AIOM
VGA/Audio	1 VGA port	1 VGA port	1 VGA port	1 VGA port
Management	SuperCloud Composer; Supermicro Server Manager (SSM); Super Diagnostics Offline (SDO); Supermicro Thin-Agent Service (TAS); SuperServer Automation Assistant (SAA) New!	SuperCloud Composer; Supermicro Server Manager (SSM); Super Diagnostics Offline (SDO); Supermicro Thin-Agent Service (TAS); SuperServer Automation Assistant (SAA) New!	SuperCloud Composer; Supermicro Server Manager (SSM); Super Diagnostics Offline (SDO); Supermicro Thin-Agent Service (TAS); SuperServer Automation Assistant (SAA) New!	SuperCloud Composer; Supermicro Server Manager (SSM); Super Diagnostics Offline (SDO); Supermicro Thin-Agent Service (TAS); SuperServer Automation Assistant (SAA) New!
Drive Bays	Default: Total 12 bays 12 front hot-swap 2.5" NVMe drive bays M2: 2 M.2 PCIe 5.0 x2 NVMe slots (M-key 2280/22110)	Default: Total 8 bays 8 front hot-swap 2.5" NVMe*/SAS*/SATA* drive bays Option A: Total 16 bays 16 front hot-swap 2.5" NVMe*/SAS*/SATA* drive bays Option B: Total 24 bays 24 front hot-swap 2.5" NVMe*/SAS*/SATA* drive bays *Optional M2: 2 M.2 PCIe 5.0 x2 NVMe slots (M-key 2280/22110)	Default: Total 8 bays 8 front hot-swap 2.5" NVMe*/SAS*/SATA* drive bays Option A: Total 12 bays 8 front hot-swap 2.5" NVMe*/SAS*/SATA* drive bays 4 front hot-swap 2.5" SAS*/SATA* drive bays *Optional M2: 2 M.2 NVMe slots (M-key 2280/22110/25110; VROC required for RAID)	Default: Total 8 bays 8 front hot-swap 2.5" NVMe*/SAS*/SATA* drive bays Option A: Total 24 bays 24 front hot-swap 2.5" SAS*/SATA* drive bays *Optional M2: 2 M.2 NVMe slots (M-key 2280/22110/25110; VROC required for RAID)
Power Supply	2x 1600W Redundant (1 + 1) Titanium Level (96%) power supplies	2x 2600W Redundant (1 + 1) Titanium Level (96%) power supplies	2x 1200W Redundant (1 + 1) Titanium Level (96%) power supplies	2x 1200W Redundant (1 + 1) Titanium Level (96%) power supplies
Cooling System	8 counter-rotating 40x40x56mm Fan(s)	6 counter-rotating 60x60x56mm Fan(s)	8 counter-rotating 40x40x56mm Fan(s)	6 counter-rotating 60x60x56mm Fan(s)
Form Factor	1U Rackmount	2U Rackmount	1U Rackmount	2U Rackmount

X14 HYPER

1U DP Hyper

2U DP Hyper

1U UP Hyper

2U UP Hyper

NEW!

Intel® Xeon® 6
Processors
Supported



MODEL	SYS-122H-TN	SYS-222H-TN	SYS-112H-TN	SYS-212H-TN
Processor Support	Dual Socket E2 (LGA-4710) Intel® Xeon® 6700 series processors with E-cores Up to 144C/144T; Up to 108MB Cache per CPU	Dual Socket E2 (LGA-4710) Intel® Xeon® 6700 series processors with E-cores Up to 144C/144T; Up to 108MB Cache per CPU	Single Socket E2 (LGA-4710) Intel® Xeon® 6700 series processors with E-cores Up to 144C/144T; Up to 108MB Cache	Single Socket E2 (LGA-4710) Intel® Xeon® 6700 series processors with E-cores Up to 144C/144T; Up to 108MB Cache
Serverboard	SUPERMICRO® X14DBM-SP	SUPERMICRO® X14DBM-SP	SUPERMICRO® X14SBH	SUPERMICRO® X14SBH
System Memory (Max.)	Slot Count: 32 DIMM slots Max Memory (1DPC): Up to 2TB 6400MT/s ECC DDR5 RDIMM Max Memory (2DPC): Up to 4TB 5200MT/s ECC DDR5 RDIMM	Slot Count: 32 DIMM slots Max Memory (1DPC): Up to 2TB 6400MT/s ECC DDR5 RDIMM Max Memory (2DPC): Up to 4TB 5200MT/s ECC DDR5 RDIMM	Slot Count: 16 DIMM slots Max Memory (1DPC): Up to 1TB 6400MT/s ECC DDR5 RDIMM Max Memory (2DPC): Up to 2TB 5200MT/s ECC DDR5 RDIMM	Slot Count: 16 DIMM slots Max Memory (1DPC): Up to 1TB 6400MT/s ECC DDR5 RDIMM Max Memory (2DPC): Up to 2TB 5200MT/s ECC DDR5 RDIMM
Expansion Slots	Default 1 PCIe 5.0 x16 FHLL slot 2 PCIe 5.0 x16 FH/10.5"L slots 1 PCIe 5.0 x16 AIOM slot (OCP 3.0 compatible)	Option A 4 PCIe 5.0 x16 FH/10.5"L double-width slots 1 PCIe 5.0 x16 AIOM slot (OCP 3.0 compatible) Option B 8 PCIe 5.0 x8 (in x16) FH/10.5"L slots 1 PCIe 5.0 x16 AIOM slot (OCP 3.0 compatible) 1 PCIe 5.0 x8 AIOM slot (OCP 3.0 compatible)	Default 1 PCIe 5.0 x16 FHLL slot 1 PCIe 5.0 x16 FHFL double-width slot 1 PCIe 5.0 x16 AIOM slot (OCP 3.0 compatible)	Option A 1 PCIe 5.0 x16 FHLL double-width slot 1 PCIe 5.0 x16 FH/10.5"L double-width slot 1 PCIe 5.0 x16 AIOM slot (OCP 3.0 compatible) Option B 1 PCIe 5.0 x16 FHFL double-width slot 2 PCIe 5.0 x8 FH/10.5"L slots 1 PCIe 5.0 x16 AIOM slot (OCP 3.0 compatible)
Connectivity	Via AIOM	Via AIOM	Via AIOM	Via AIOM
VGA/Audio	1 VGA port	1 VGA port	1 VGA port	1 VGA port
Management	SuperCloud Composer; Supermicro Server Manager (SSM); Super Diagnostics Offline (SDO); Supermicro Thin-Agent Service (TAS); SuperServer Automation Assistant (SAA) New!	SuperCloud Composer; Supermicro Server Manager (SSM); Super Diagnostics Offline (SDO); Supermicro Thin-Agent Service (TAS); SuperServer Automation Assistant (SAA) New!	SuperCloud Composer; Supermicro Server Manager (SSM); Super Diagnostics Offline (SDO); Supermicro Thin-Agent Service (TAS); SuperServer Automation Assistant (SAA) New!	SuperCloud Composer; Supermicro Server Manager (SSM); Super Diagnostics Offline (SDO); Supermicro Thin-Agent Service (TAS); SuperServer Automation Assistant (SAA) New!
Drive Bays	Default: Total 8 bays 8 front hot-swap 2.5" NVMe*/SAS*/SATA* drive bays Option A: Total 12 bays 12 front hot-swap 2.5" NVMe*/SAS*/SATA* drive bays *Optional M2: 2 M.2 PCIe 5.0 x2 NVMe slots (M-key 2280/22110)	Default: Total 8 bays 8 front hot-swap 2.5" NVMe*/SAS*/SATA* drive bays Option A: Total 16 bays 16 front hot-swap 2.5" NVMe*/SAS*/SATA* drive bays Option B: Total 24 bays 24 front hot-swap 2.5" NVMe*/SAS*/SATA* drive bays *Optional M2: 2 M.2 PCIe 5.0 x2 NVMe slots (M-key 2280/22110)	Default: Total 8 bays 8 front hot-swap 2.5" NVMe*/SAS*/SATA* drive bays Option A: Total 12 bays 8 front hot-swap 2.5" NVMe*/SAS*/SATA* drive bays *Optional M2: 2 M.2 NVMe slots (M-key 2280/22110/25110; VROC required for RAID)	Default: Total 8 bays 8 front hot-swap 2.5" NVMe*/SAS*/SATA* drive bays Option A: Total 16 bays 8 front hot-swap 2.5" PCIe 5.0 x4 NVMe* drive bays 8 front hot-swap 2.5" SAS*/SATA* drive bays Option B: Total 16 bays 16 front hot-swap 2.5" SAS*/SATA* drive bays Option C: Total 24 bays 24 front hot-swap 2.5" SAS*/SATA* drive bays *Optional M2: 2 M.2 NVMe slots (M-key 2280/22110/25110; VROC required for RAID)
Power Supply	2x 1200W Redundant (1 + 1) Titanium Level (96%) power supplies	2x 1200W Redundant (1 + 1) Titanium Level (96%) power supplies	2x 1200W Redundant (1 + 1) Titanium Level (96%) power supplies	2x 1200W Redundant (1 + 1) Titanium Level (96%) power supplies
Cooling System	8 counter-rotating 40x40x56mm Fan(s)	4x 8cm heavy duty fans with optimal fan speed control	8 counter-rotating 40x40x56mm Fan(s)	6 counter-rotating 60x60x56mm Fan(s)
Form Factor	1U Rackmount	2U Rackmount	1U Rackmount	2U Rackmount

X14 CLOUDDC WITH DC-MH S

1U DP CloudDC (SP)

2U DP CloudDC (SP)

1U UP CloudDC (SP)
12 hot-swap 2.5"



MODEL	SYS-122C-TN	SYS-222C-TN	SYS-112C-TN
Processor Support	Dual Socket E2 (LGA-4710) Intel® Xeon® 6700 series processors with E-cores Up to 144C/144T; Up to 108MB Cache per CPU	Dual Socket E2 (LGA-4710) Intel® Xeon® 6700 series processors with E-cores Up to 144C/144T; Up to 108MB Cache per CPU	Single Socket E2 (LGA-4710) Intel® Xeon® 6700 series processors with E-cores Up to 144C/144T; Up to 108MB Cache
Serverboard	SUPERMICRO® X14DBHM	SUPERMICRO® X14DBHM	SUPERMICRO® X14SBHM
System Memory (Max.)	Slot Count: 32 DIMM slots Max Memory (1DPC): Up to 2TB 6400MT/s ECC DDR5 RDIMM Max Memory (2DPC): Up to 4TB 5200MT/s ECC DDR5 RDIMM	Slot Count: 32 DIMM slots Max Memory (1DPC): Up to 2TB 6400MT/s ECC DDR5 RDIMM Max Memory (2DPC): Up to 4TB 5200MT/s ECC DDR5 RDIMM	Slot Count: 16 DIMM slots/8 Channels Max Memory (1DPC): Up to 1TB 6400MT/s ECC DDR5 RDIMM Max Memory (2DPC): Up to 2TB 5200MT/s ECC DDR5 RDIMM
Expansion Slots	Default 2 PCIe 5.0 x16 LP slots 1 PCIe 5.0 x8 LP slot 2 PCIe 5.0 x16 AIOM slots (OCP 3.0 compatible)	Default 4 PCIe 5.0 x16 (in x16) FHFL slots 1 PCIe 5.0 x8 (in x16) FHFL slot Option A 2 PCIe 5.0 x16 (in x16) FHFL slots Option B 6 PCIe 5.0 x16 (in x16) FHFL slots	Default 2 PCIe 5.0 x16 FHFL slots 1 PCIe 5.0 x16 AIOM slot (OCP 3.0 compatible)
Connectivity	Via AIOM	Via AIOM	Via AIOM
VGA/Audio	1 VGA port(Rear)	1 VGA port(Rear)	1 Mini-DP port(Rear)
Management	SuperCloud Composer; Supermicro Server Manager (SSM); Super Diagnostics Offline (SDO); Supermicro Thin-Agent Service (TAS); SuperServer Automation Assistant (SAA) New!	SuperCloud Composer; Supermicro Server Manager (SSM); Super Diagnostics Offline (SDO); Supermicro Thin-Agent Service (TAS); SuperServer Automation Assistant (SAA) New!	SuperCloud Composer; Supermicro Server Manager (SSM); Super Diagnostics Offline (SDO); Supermicro Thin-Agent Service (TAS); SuperServer Automation Assistant (SAA) New!
Drive Bays	Default: Total 12 bays 12 front hot-swap 2.5" NVMe*/SAS*/SATA* drive bays *Optional M2: 2 M.2 PCIe 5.0 x2 NVMe slots (M-key 22110(default)/2280; VROC required for RAID)	Default: Total 24 bays 24 front hot-swap 2.5" NVMe*/SAS*/SATA* drive bays *Optional M2: 2 M.2 PCIe 5.0 x2 NVMe slots (M-key 22110(default)/2280; VROC required for RAID)	Default: Total 8 bays 8 front hot-swap 2.5" PCIe 5.0 NVMe/SAS*/SATA* drive bays Option A: Total 12 bays 8 front hot-swap 2.5" PCIe 5.0 NVMe*/SAS*/SATA* drive bays 4 front hot-swap 2.5" SAS*/SATA* drive bays *Optional M2: 2 M.2 PCIe 5.0 x2 NVMe slots (M-key 2280(default)/22110; VROC required for RAID)
Power Supply	2x 1000W Redundant (1 + 1) Titanium Level (96%) power supplies	2x 2000W Redundant (1 + 1) Titanium Level (96%) power supplies	2x 1000W Redundant (1 + 1) Titanium Level (96%) power supplies
Cooling System	8x 4cm heavy duty fans with optimal fan speed control	4x 8cm heavy duty fans with optimal fan speed control	8 Counter-Rotating PWM 40x40x56mm Fan(s)
Form Factor	1U Rackmount	2U Rackmount	1U Rackmount

X14 MULTI-PROCESSOR

2U 4-Way Storage-Optimized

2U 4-Way Compute-Optimized

4U 4-Way Acceleration Optimized



MODEL	SYS-242B-NR	SYS-242H-NR	SYS-442B-NR
Processor Support	Quad E2 (LGA-4710) Intel® Xeon® 6700 series processors with P-cores (4S/8S)	Quad E2 (LGA-4710) Intel® Xeon® 6700 series processors with P-cores (4S/8S) Up to 86C/172T; Up to 336MB Cache per CPU	Quad E2 (LGA-4710) Intel® Xeon® 6700 series processors with P-cores (4S/8S)
Serverboard	SUPERMICRO® X14QBH	SUPERMICRO® X14QBH	SUPERMICRO® X14QBH
System Memory (Max.)	Slot Count: 64 DIMM slots Max Memory (2DPC): Up to 8TB ECC DDR5 RDIMM	Slot Count: 64 DIMM slots Max Memory (2DPC): Up to 8TB ECC DDR5 RDIMM	Slot Count: 64 DIMM slots Max Memory (2DPC): Up to 8TB ECC DDR5 RDIMM
Expansion Slots	Default 2 PCIe 5.0 x8 FHHL slots 4 PCIe 5.0 x16 FHHL slots 1 PCIe 5.0 x16 AIOM slot (OCP 3.0 compatible) Option A 1 PCIe 5.0 x16 AIOM slot (OCP 3.0 compatible) 2 PCIe 5.0 x16 FHFL double-width slots 2 PCIe 5.0 x16 FHHL slots 1 PCIe 5.0 x16 AIOM slot (OCP 3.0 compatible) 1 PCIe 5.0 x16 AIOM slot (OCP 3.0 compatible)	Default 2 PCIe 5.0 x8 (in x16) FHHL slots 4 PCIe 5.0 x16 FHHL slots 1 PCIe 5.0 x16 AIOM slot (OCP 3.0 compatible) Option A 2 PCIe 5.0 x16 FHFL double-width slots 2 PCIe 5.0 x16 FHHL slots 1 PCIe 5.0 x16 AIOM slot (OCP 3.0 compatible) 1 PCIe 5.0 x16 AIOM slot (OCP 3.0 compatible)	Default 2 PCIe 5.0 x8 FHHL slots 4 PCIe 5.0 x16 FHHL slots 1 PCIe 5.0 x16 AIOM slot (OCP 3.0 compatible) 1 PCIe 5.0 x16 AIOM slot (OCP 3.0 compatible) 8 PCIe 5.0 x8 FHFL slots 4 PCIe 5.0 x16 FHFL slots Option A 6 PCIe 5.0 x16 FHFL double-width slots 2 PCIe 5.0 x16 FHHL slots 4 PCIe 5.0 x8 FHHL slots 1 PCIe 5.0 x16 AIOM slot (OCP 3.0 compatible) 1 PCIe 5.0 x16 AIOM slot (OCP 3.0 compatible)
Connectivity	Via AIOM	Via AIOM	Via AIOM
VGA/Audio	1 VGA port 1 DisplayPort port	1 VGA port(Front) 1 DisplayPort port(Rear)	1 VGA port(Front) 1 DisplayPort port(Rear)
Management	SuperCloud Composer; Supermicro Server Manager (SSM); Supermicro Update Manager (SUM); Supermicro SuperDoctor® 5 (SD5); Super Diagnostics Offline (SDO); Supermicro Thin-Agent Service (TAS); SuperServer Automation Assistant (SAA) New!	SuperCloud Composer; Supermicro Server Manager (SSM); Supermicro Update Manager (SUM); Supermicro SuperDoctor® 5 (SD5); Super Diagnostics Offline (SDO); Supermicro Thin-Agent Service (TAS); SuperServer Automation Assistant (SAA) New!	SuperCloud Composer; Supermicro Server Manager (SSM); Supermicro Update Manager (SUM); Supermicro SuperDoctor® 5 (SD5); Super Diagnostics Offline (SDO); Supermicro Thin-Agent Service (TAS); SuperServer Automation Assistant (SAA) New!
Drive Bays	Default: Total 8 bays 8 front hot-swap 2.5" SATA drive bays Option A: Total 24 bays 24 front hot-swap 2.5" NVMe*/SAS*/SATA* drive bays *Optional M2: 2 M.2 PCIe 3.0 x4 NVMe/SATA slots (M-key 2280/22110)	Default: Total 8 bays 8 front hot-swap 2.5" NVMe drive bays Option A: Total 8 bays 8 front hot-swap 2.5" SAS*/SATA* drive bays *Optional M2: 1 M.2 PCIe 4.0 x4 NVMe slot (M-key 2280/22110)	Option A: Total 24 bays 24 front hot-swap 2.5" NVMe*/SAS*/SATA* drive bays *Optional M2: 1 M.2 PCIe 4.0 x4 NVMe slot (M-key 2280)
Power Supply	4x 2700W Redundant (2 + 2) Titanium Level (96%) Hot-plug power supplies	4x 2700W Redundant (2 + 2) Titanium Level (96%) power supplies	4x 2700W Redundant (2 + 2) Titanium Level (96%) Hot-plug power supplies
Cooling System	4 Direct to Chip (D2C) Cold Plate Fan(s) (optional) 6 Heavy duty counter-rotating 6cm Fan(s)	2 Internal Heavy duty counter-rotating 6cm Fan(s) 3 Heavy duty counter-rotating 8cm Fan(s)	10 Heavy duty counter-rotating 8cm Fan(s)
Form Factor	2U Rackmount	2U Rackmount	4U Rackmount

X14 UP WIO

1U UP WIO

1U UP WIO

2U UP WIO

NEW!

Intel® Xeon® 6
Processors
Supported



MODEL	SYS-112B-WR	SYS-512B-WR	SYS-522B-WR
Processor Support	Single Socket E2 (LGA-4710) Intel® Xeon® 6700 series processors with E-cores Up to 144C/144T; Up to 108MB Cache	Single Socket E2 (LGA-4710) Intel® Xeon® 6700 series processors with E-cores Up to 144C/144T; Up to 108MB Cache	Single Socket E2 (LGA-4710) Intel® Xeon® 6700 series processors with E-cores Up to 144C/144T; Up to 108MB Cache
Serverboard	SUPERMICRO® X145BW-F	SUPERMICRO® X145BW-F	SUPERMICRO® X145BW-F
System Memory (Max.)	Slot Count: 8 DIMM slots/8 Channels Max Memory (1DPC): Up to 1TB 6400MT/s ECC DDR5 RDIMM	Slot Count: 8 DIMM slots/8 Channels Max Memory (1DPC): Up to 1TB 6400MT/s ECC DDR5 RDIMM	Slot Count: 8 DIMM slots/8 Channels Max Memory (1DPC): Up to 1TB 6400MT/s ECC DDR5 RDIMM
Expansion Slots	Default 2 PCIe 5.0 x16 FHFL slots 1 PCIe 5.0 x8 (in x16) LP slot	Default 2 PCIe 5.0 x16 FHFL slots 1 PCIe 5.0 x8 (in x16) LP slot	Default 1 PCIe 5.0 x16 FHFL double-width slot 1 PCIe 5.0 x16 FHFL slot 2 PCIe 5.0 x8 LP slots Option A 1 PCIe 5.0 x16 FHFL double-width slot 2 PCIe 5.0 x8 (in x16) FHFL slots 2 PCIe 5.0 x8 LP slots
Connectivity	2 RJ45 1GbE with Intel® I210	2 RJ45 1GbE with Intel® I210	2 RJ45 1GbE with Intel® I210
VGA/Audio	1 VGA port	1 VGA port	1 VGA port
Management	SuperCloud Composer; Supermicro Server Manager (SSM); Super Diagnostics Offline (SDO); Supermicro Thin-Agent Service (TAS); SuperServer Automation Assistant (SAA) New!	SuperCloud Composer; Supermicro Server Manager (SSM); Super Diagnostics Offline (SDO); Supermicro Thin-Agent Service (TAS); SuperServer Automation Assistant (SAA) New!	SuperCloud Composer; Supermicro Server Manager (SSM); Super Diagnostics Offline (SDO); Supermicro Thin-Agent Service (TAS); SuperServer Automation Assistant (SAA) New!
Drive Bays	Default: Total 8 bays 8 front hot-swap 2.5" SAS*/SATA drive bays Option A: Total 10 bays 2 front hot-swap 2.5" PCIe 5.0 x4 NVMe* drive bays 8 front hot-swap 2.5" SAS*/SATA drive bays Option B: Total 10 bays 4 front hot-swap 2.5" PCIe 5.0 x4 NVMe* drive bays 6 front hot-swap 2.5" SAS*/SATA drive bays Option C: Total 10 bays 8 front hot-swap 2.5" PCIe 5.0 x4 NVMe* drive bays 2 front hot-swap 2.5" SAS*/SATA drive bays Option D: Total 10 bays 10 front hot-swap 2.5" SAS* drive bays *Optional M2: 2 M.2 PCIe 5.0 x2 NVMe slots (M-key 2280/22110; VROC required for RAID)	Default: Total 4 bays 4 front hot-swap 3.5" SAS*/SATA drive bays Option A: Total 4 bays 4 front hot-swap 3.5"/2.5" PCIe 5.0 x4 NVMe*/SAS*/SATA drive bays *Optional M2: 2 M.2 PCIe 5.0 x2 NVMe slots (M-key 2280/22110; VROC required for RAID)	Default: Total 8 bays 8 front hot-swap 3.5" SAS*/SATA drive bays Option A: Total 8 bays 4 front hot-swap 2.5" PCIe 5.0 x4 NVMe*/SAS*/SATA drive bays 4 front hot-swap 3.5"/2.5" SAS*/SATA drive bays *Optional M2: 2 M.2 PCIe 5.0 x2 NVMe slots (M-key 2280/22110; VROC required for RAID)
Power Supply	2x 860W Redundant (1 + 1) Titanium Level (96%) power supplies	2x 860W Redundant (1 + 1) Titanium Level (96%) power supplies	2x 1000W Redundant (1 + 1) Titanium Level (96%) power supplies
Cooling System	1 AOC cooling Fan(s) (optional) 5 middle cooling PWM 40x40x56mm Fan(s)	1 AOC cooling Fan(s) (optional) 5 middle cooling PWM 40x40x56mm Fan(s)	3 heavy duty PWM 80x80x38cm Fan(s)
Form Factor	1U	1U	2U Rackmount

X14 Petascale

(For Complete System Only)



MODEL	SSG-122B-NE316R	SSG-222B-NE3X24R
Processor Support	Dual Socket E2 (LGA-4710) Intel® Xeon® 6700 series processors with E-cores Up to 144C/144T; Up to 108MB Cache per CPU	Dual Socket E2 (LGA-4710) Intel® Xeon® 6700 series processors with E-cores Up to 144C/144T; Up to 108MB Cache per CPU
Serverboard	SUPER [®] X14DBHM	SUPER [®] X14DBHM
System Memory (Max.)	Slot Count: 32 DIMM slots/2 Channels Max Memory (1DPC): Up to 4TB 6400MT/s ECC DDR5 RDIMM/LRDIMM Max Memory (2DPC): Up to 8TB 5200MT/s ECC DDR5 RDIMM/LRDIMM	Slot Count: 32 DIMM slots/2 Channels Max Memory (1DPC): Up to 4TB 6400MT/s ECC DDR5 RDIMM/LRDIMM Max Memory (2DPC): Up to 8TB 5200MT/s ECC DDR5 RDIMM/LRDIMM
Expansion Slots	Default 2 PCIe 5.0 x16 FHFL slots 2 PCIe 5.0 x16 AIOM slots (OCP 3.0 compatible)	Default 2 PCIe 5.0 x16 FHFL double-width slots 2 PCIe 5.0 x16 AIOM slots (OCP 3.0 compatible) 1 PCIe 5.0 x8 FHFL double-width slot Option A 2 PCIe 5.0 x16 FHFL double-width slots 2 PCIe 5.0 x16 AIOM slots (OCP 3.0 compatible) 1 PCIe 5.0 x8 FHFL double-width slot Option B 2 PCIe 5.0 x16 AIOM slots (OCP 3.0 compatible) 1 PCIe 5.0 x8 FHFL double-width slot Option C 2 PCIe 5.0 x16 FHFL double-width slots 2 PCIe 5.0 x16 AIOM slots (OCP 3.0 compatible) 1 PCIe 5.0 x8 FHFL double-width slot
Onboard Storage Controller	Via AIOM	Via AIOM
Connectivity	1 VGA port	1 VGA port
VGA/Audio	SuperCloud Composer; Supermicro Server Manager (SSM); Super Diagnostics Offline (SDO); Supermicro Thin-Agent Service (TAS); SuperServer Automation Assistant (SAA) New!	SuperCloud Composer; Supermicro Server Manager (SSM); Super Diagnostics Offline (SDO); Supermicro Thin-Agent Service (TAS); SuperServer Automation Assistant (SAA) New!
Management	Default: Total 16 bays 16 front hot-swap E3.S 1T NVMe drive bays M2: 2 M.2 NVMe slots (M-key 2280/22110)	Default: Total 24 bays 24 front hot-swap E3.S 1T PCIe 5.0 x4 NVMe* drive bays Option A: Total 24 bays 24 front hot-swap E3.S 1T PCIe 5.0 x4 NVMe* drive bays Option B: Total 32 bays 32 front hot-swap E3.S 1T PCIe 5.0 x4 NVMe drive bays Option C: Total 16 bays 8 front hot-swap E3.S 1T PCIe 5.0 x4 NVMe* drive bays 8 front fixed E3.S 2T PCIe 5.0 x8 CXL Type 3* drive bays *Optional M2: 2 M.2 NVMe slots (M-key 2280/22110)
Drive Bays	2x 2000W Redundant (1 + 1) Titanium Level (96%) power supplies	2x 2000W Redundant (1 + 1) Titanium Level (96%) power supplies
Peripheral Bays	8x 4cm heavy duty fans with optimal fan speed control	4x 8cm heavy duty fans with optimal fan speed control
Power Supply	1U Rackmount	2U Rackmount
Cooling System	8x 4cm heavy duty fans with optimal fan speed control	4x 8cm heavy duty fans with optimal fan speed control
Form Factor	Rackmount	Rackmount

X14 TOP-LOADING STORAGE

4U 60-Bay

4U 90-Bay

4U Dual-Node 90-Bay



MODEL	SSG-542B-E1CR60	SSG-542B-E1CR90	SSG-542B-DE1CR90
Processor Support	Single Socket E2 (LGA-4710) Intel® Xeon® 6700 series processors with E-cores Up to 144C/144T; Up to 108MB Cache	Single Socket E2 (LGA-4710) Intel® Xeon® 6700 series processors with E-cores Up to 144C/144T; Up to 108MB Cache	Single Socket E2 (LGA-4710) Intel® Xeon® 6700 series processors with E-cores Up to 144C/144T; Up to 108MB Cache
Serverboard	SUPERMICRO® X14SBSC-P	SUPERMICRO® X14SBSC-P	SUPERMICRO® X14SBSC-P
System Memory (Max.)	Slot Count: 16 DIMM slots Max Memory (1DPC): Up to 2TB 6400MT/s ECC DDR5 RDIMM Max Memory (2DPC): Up to 2TB 5200MT/s ECC DDR5 RDIMM	Slot Count: 16 DIMM slots Max Memory (1DPC): Up to 2TB 6400MT/s ECC DDR5 RDIMM Max Memory (2DPC): Up to 2TB 5200MT/s ECC DDR5 RDIMM	Slot Count: 16 DIMM slots Max Memory (1DPC): Up to 2TB 6400MT/s ECC DDR5 RDIMM Max Memory (2DPC): Up to 2TB 5200MT/s ECC DDR5 RDIMM
Expansion Slots	Default 1 PCIe 5.0 x8 (in x8) HHHL slot 3 PCIe 5.0 x16 (in x16) HHHL slots	Default 1 PCIe 5.0 x8 (in x8) HHHL slot 3 PCIe 5.0 x16 (in x16) HHHL slots	Default 1 PCIe 5.0 x8 (in x8) HHHL slot 3 PCIe 5.0 x16 (in x16) HHHL slots
Connectivity	No NIC option supported	No NIC option supported	No NIC option supported
VGA/Audio	1 VGA port	1 VGA port	1 VGA port
Management	SuperCloud Composer; Supermicro Server Manager (SSM); Super Diagnostics Offline (SDO); Supermicro Thin-Agent Service (TAS); SuperServer Automation Assistant (SAA) New!	SuperCloud Composer; Supermicro Server Manager (SSM); Super Diagnostics Offline (SDO); Supermicro Thin-Agent Service (TAS); SuperServer Automation Assistant (SAA) New!	SuperCloud Composer; Supermicro Server Manager (SSM); Super Diagnostics Offline (SDO); Supermicro Thin-Agent Service (TAS); SuperServer Automation Assistant (SAA) New!
Drive Bays	Default: Total 60 bays 60 top-loading hot-swap 3.5"/2.5" SAS/SATA drive bays Option A: Total 4 bays 4 rear hot-swap 2.5" PCIe 4.0 x4 NVMe* drive bays Option B: Total 2 bays 2 internal fixed 2.5" PCIe 5.0 x4 NVMe* drive bays *Optional M2: 2 M.2 PCIe 4.0 x2 NVMe slots (M-key 2280/22110)	Default: Total 90 bays 90 top-loading hot-swap 3.5"/2.5" SAS/SATA drive bays Option A: Total 4 bays 4 rear hot-swap 2.5" PCIe 5.0 x4 NVMe* drive bays Option B: Total 2 bays 2 internal fixed 2.5" PCIe 5.0 x4 NVMe* drive bays *Optional M2: 2 M.2 PCIe 4.0 x2 NVMe slots (M-key 2280/22110)	Default: Total 90 bays 90 top-loading hot-swap 3.5"/2.5" SAS/SATA drive bays Option A: Total 2 bays 2 internal fixed 2.5" PCIe 5.0 x4 NVMe* drive bays *Optional M2: 2 M.2 PCIe 4.0 x2 NVMe slots (M-key 2280/22110)
Power Supply	2x 2000W Redundant (1 + 1) Titanium Level (96%) power supplies	2x 2600W Redundant (1 + 1) Titanium Level (96%) power supplies	2x 2600W Redundant (1 + 1) Titanium Level (96%) power supplies
Cooling System	1 Counter Rotating 6cm Fan(s) 6 Heavy Duty 8cm Fan(s)	1 Counter Rotating 6cm Fan(s) 6 Heavy Duty 8cm Fan(s)	1 Counter Rotating 6cm Fan(s) 6 Heavy Duty 8cm Fan(s)
Form Factor	4U Rackmount	4U Rackmount	4U Rackmount

X14 HYPER-E

2U DP Hyper-E

2U DP Hyper-E

NEW!
Intel® Xeon® 6
Processors
Supported



MODEL	SYS-222HE-TN	SYS-222HE-FTN
Processor Support	Dual Socket E2 (LGA-4710) Intel® Xeon® 6700 series processors with E-cores Up to 144C/144T; Up to 108MB Cache per CPU	Dual Socket E2 (LGA-4710) Intel® Xeon® 6700 series processors with E-cores Up to 144C/144T; Up to 108MB Cache per CPU
Serverboard	SUPERMICRO® X14DBM-SP	SUPERMICRO® X14DBM-SP
System Memory (Max.)	Slot Count: 32 DIMM slots Max Memory (1DPC): Up to 2TB 6400MT/s ECC DDR5 RDIMM Max Memory (2DPC): Up to 4TB 5200MT/s ECC DDR5 RDIMM	Slot Count: 32 DIMM slots/16 Channels Max Memory (1DPC): Up to 2 TB 6400MT/s ECC DDR5 RDIMM Max Memory (2DPC): Up to 4 TB 5200MT/s ECC DDR5 RDIMM
Expansion Slots	Option A 3 PCIe 5.0 x16 (in x16) FH/10.5"L double-width slots 1 PCIe 5.0 x16 (in x16) FHHL slot 2 PCIe 5.0 x16 AIOM slots (OCP 3.0 compatible) Option B 6 PCIe 5.0 x8 (in x16) FH/10.5"L slots 2 PCIe 5.0 x8 (in x16) FHHL slots 2 PCIe 5.0 x16 AIOM slots (OCP 3.0 compatible)	Option A 3 PCIe 5.0 x16 FH/10.5"L double-width slots 1 PCIe 5.0 x16 FHHL slot 2 PCIe 5.0 x16 AIOM slots (OCP 3.0 compatible) Option B 6 PCIe 5.0 x8 (in x16) FH/10.5"L slots 2 PCIe 5.0 x8 (in x16) FHHL slots 2 PCIe 5.0 x16 AIOM slots (OCP 3.0 compatible)
Connectivity	Via AIOM	Via AIOM
VGA/Audio	1 VGA port	1 VGA port
Management	SuperCloud Composer; Supermicro Server Manager (SSM); Super Diagnostics Offline (SDO); Supermicro Thin-Agent Service (TAS); SuperServer Automation Assistant (SAA) New!	SuperCloud Composer; Supermicro Server Manager (SSM); Super Diagnostics Offline (SDO); Supermicro Thin-Agent Service (TAS); SuperServer Automation Assistant (SAA) New!
Drive Bays	Default: Total 6 bays 6 front hot-swap 2.5" NVMe*/SAS*/SATA* drive bays Option A: Total 8 bays 6 front hot-swap 2.5" NVMe*/SAS*/SATA* drive bays 2 rear hot-swap 2.5" NVMe* drive bays Option B: Total 10 bays 6 front hot-swap 2.5" NVMe*/SAS*/SATA* drive bays 4 rear hot-swap 2.5" NVMe* drive bays *Optional M2: 2 M.2 PCIe 5.0 x2 NVMe slots (M-key 2280/22110/25110)	Default: Total 6 bays 6 rear hot-swap 2.5" NVMe*/SAS*/SATA* drive bays Option A: Total 8 bays 6 rear hot-swap 2.5" NVMe*/SAS*/SATA* drive bays 2 front hot-swap 2.5" NVMe* drive bays Option B: Total 10 bays 6 rear hot-swap 2.5" NVMe*/SAS*/SATA* drive bays 4 front hot-swap 2.5" NVMe* drive bays *Optional M2: 2 M.2 PCIe 5.0 x2 NVMe slots (M-key 2280/22110/25110)
Power Supply	2x 2000W Redundant (1 + 1) Titanium Level (96%) power supplies	2x 2000W Redundant (1 + 1) Titanium (certification pending) Level (96%) Hot-plug power supplies
Cooling System	6 counter-rotating 60x60x56mm Fan(s)	6 counter-rotating 60x60x56mm Fan(s)
Form Factor	2U Rackmount	2U Rackmount

X14 TELCO/EDG E

1U Short-Depth Telco Edge

1U Short-Depth Telco Edge

NEW!
Intel® Xeon® 6
Processors
Supported



MODEL	SYS-112B-FWT	SYS-112B-FDWR
Processor Support	Single Socket E2 (LGA-4710) Intel® Xeon® 6700 series processors with E-cores Up to 144C/160T; Up to 60MB Cache	Single Socket E2 (LGA-4710) Intel® Xeon® 6700 series processors with E-cores Up to 144C/160T; Up to 60MB Cache
Serverboard	SUPERMICRO X14SBW-TF	SUPERMICRO X14SBW-F
System Memory (Max.)	Slot Count: 8 DIMM slots/8 Channels Max Memory (1DPC): Up to 1TB 6400MT/s ECC DDR5 RDIMM	Slot Count: 8 DIMM slots/8 Channels Max Memory (1DPC): Up to 1TB 6400MT/s ECC DDR5 RDIMM
Expansion Slots	Default 2 PCIe 5.0 x16 FHFL slots 1 PCIe 5.0 x16 LP slot	Default 2 PCIe 5.0 x16 FHFL slots 1 PCIe 5.0 x16 LP slot
Connectivity	2 RJ45 10GbE with Intel® X550	2 RJ45 1GbE with Intel® I210
VGA/Audio	1 VGA port	1 VGA port
Management	SuperCloud Composer; Supermicro Server Manager (SSM); Super Diagnostics Offline (SDO); Supermicro Thin-Agent Service (TAS); SuperServer Automation Assistant (SAA) New!	SuperCloud Composer; Supermicro Server Manager (SSM); Super Diagnostics Offline (SDO); Supermicro Thin-Agent Service (TAS); SuperServer Automation Assistant (SAA) New!
Drive Bays	Default: Total 2 bays 2 internal fixed 2.5" NVMe/SATA drive bays M2: 2 M.2 PCIe 5.0 x2 NVMe slots (M-key 2280/22110)	Default: Total 2 bays 2 internal fixed 2.5" NVMe/SATA drive bays M2: 2 M.2 PCIe 5.0 x2 NVMe slots (M-key 2280/22110)
Power Supply	2x 800W Redundant (1 + 1) Platinum Level (94%) Hot-plug power supplies	2x 600W Redundant (1 + 1) Typical 90%+ Level (96%) power supplies
Cooling System	6x 4cm heavy duty fans with optimal fan speed control	6x 4cm heavy duty fans with optimal fan speed control
Form Factor	1U Rackmount	1U Rackmount

X14 TELCO/EDGE

2U Ultra Short-Depth Telco Edge

2U Short-Depth Edge AI

2U Short-Depth Edge AI



MODEL	SYS-212B-FN4TP	SYS-212B-FN2T	SYS-212B-FLN2T
Processor Support	Single Socket E2 (LGA-4710) Intel® Xeon® 6700 series processors with E-cores Up to 144C/144T; Up to 108MB Cache	Single Socket E2 (LGA-4710) Intel® Xeon® 6700 series processors with E-cores Up to 144C/144T; Up to 108MB Cache	Single Socket E2 (LGA-4710) Intel® Xeon® 6700 series processors with E-cores Up to 144C/144T; Up to 108MB Cache
Serverboard	SUPER [®] X14SBM-TP4F	SUPER [®] X14SBM-TF	SUPER [®] X14SBI-TF
System Memory (Max.)	Slot Count: 8 DIMM slots Max Memory (1DPC): Up to 1TB ECC DDR5 RDIMM	Slot Count: 8 DIMM slots Max Memory (1DPC): Up to 1TB ECC DDR5 RDIMM	Slot Count: 8 DIMM slots Max Memory (1DPC): Up to 1TB 6400MT/s ECC DDR5 RDIMM
Expansion Slots	Default 2 PCIe 5.0 x16 FHHL slots 1 PCIe 5.0 x16 HHHL slot 1 PCIe 5.0 x8 HHHL slot Option A 3 PCIe 5.0 x16 FHHL slots 1 PCIe 5.0 x8 FHHL slot 1 PCIe 5.0 x8 HHHL slot Option B 3 PCIe 5.0 x16 FHHL slots 1 PCIe 5.0 x8 FHHL slot 1 PCIe 5.0 x16 HHHL slot	Default 2 PCIe 5.0 x16 (in x16) FHFL slots Option A 2 PCIe 5.0 x16 (in x16) FHFL slots 1 PCIe 5.0 x16 (in x16) FHFL double-width slot 1 PCIe 5.0 x16 (in x16) HHHL slot 1 PCIe 5.0 x8 (in x8) HHHL slot Option B 2 PCIe 5.0 x16 (in x16) FHFL slots 1 PCIe 5.0 x16 (in x16) HHHL slot	Default 2 PCIe 5.0 x16 (in x16) HHFL slots 3 PCIe 5.0 x8 (in x8) HHFL slots Option A 2 PCIe 5.0 x16 (in x16) HHFL slots 3 PCIe 5.0 x8 (in x8) HHFL slots 1 PCIe 5.0 x8 (in x8) HHFL slot 1 PCIe 5.0 x16 (in x16) FHFL double-width slot
Connectivity	2 RJ45 10GBASE-T with Intel® X710-TM4 2 SFP+ 10GbE with Intel® X710-TM4	2 RJ45 10GBASE-T with Intel® X710-AT2	2 RJ45 10GBASE-T with Intel® X550
VGA/Audio	1 VGA port	1 VGA port	1 VGA port
Management	SuperCloud Composer; Supermicro Server Manager (SSM); Super Diagnostics Offline (SDO); Supermicro Thin-Agent Service (TAS); SuperServer Automation Assistant (SAA) New!	SuperCloud Composer; Supermicro Server Manager (SSM); Super Diagnostics Offline (SDO); Supermicro Thin-Agent Service (TAS); SuperServer Automation Assistant (SAA) New!	SuperCloud Composer; Supermicro Server Manager (SSM); Super Diagnostics Offline (SDO); Supermicro Thin-Agent Service (TAS); SuperServer Automation Assistant (SAA) New!
Drive Bays	Default: Total 2 bays 2 front hot-swap 2.5" PCIe 5.0 NVMe* drive bays *Optional M2: 2 M.2 PCIe 5.0 x2 NVMe slots (M-key 2280/22110)	Default: Total 4 bays 4 rear hot-swap 2.5" NVMe* drive bays *Optional M2: 2 M.2 NVMe slots (M-key 2280/22110)	Default: Total 4 bays 4 rear hot-swap 2.5" NVMe* drive bays *Optional M2: 2 M.2 PCIe 5.0 x2 NVMe slots (M-key 22110)
Power Supply	2x 800W Redundant (1 + 1) Platinum Level (94%) power supplies	1x 2000W Redundant Titanium Level (96%) power supply	1x 2000W Redundant Titanium Level (96%) power supply
Cooling System	4x 4-PIN PWM 8cm Fan(s)	4x 4-PIN PWM 8cm Fan(s)	4x 4-PIN PWM 8cm Fan(s)
Form Factor	2U Rackmount	2U Rackmount	2U Rackmount

SYSTEM MANAGEMENT SOFTWARE

Leverage Supermicro's Management Software Suite to Meet Your IT Infrastructure Challenges

With a comprehensive range of high-end software solutions, Supermicro gives IT administrators the tools to optimize the management of IT systems and increase the utilization of computing and storage infrastructure. Whether you are looking to manage individual systems, optimize server lifecycle processes, or streamline operations for an entire data center, Supermicro has the right software to help you accomplish your goals.



Obtain valuable insights in your infrastructure
Monitor the health of servers and critical components
Get proactive alerts



Maintain system uptime to meet SLAs
Early symptom detection to prevent component failure
Remote management and troubleshooting



Protect your IT infrastructure from external threats
Centralized patch and BIOS management
Extensive security features

System Management Software Suite Bundles

Supermicro's System Management Software Suite consists of a set of specialized applications. These are available in the following bundles.

Suite Bundle	Standard	Basic	Advanced	Enterprise
Description	Covers all core functionality to effectively set up, manage, and monitor your Supermicro systems. These features are available to all Supermicro users.	Extends the core functionality and makes system management easier with additional features, such as remote BIOS management and system updates.	Delivers a broad set of tools to help administrators improve the performance, up-time, and monitoring of Supermicro systems.	Offers an extensive platform to manage large data centers and coordinate automated lifecycle management, software-defined infrastructure, and more in a single pane of glass.
License	No license required	SFT-OOB-LIC	SFT-DCMS-SINGLE	SFT-DCMS-SINGLE + SFT-SDDC-SINGLE
Key Features*	Secure remote console (KVM/HTML5) System temperature monitoring System power thresholds & alerts Component monitoring Email alerting Remote configuration Offline diagnostics Crash dump License management	Remote BMC management Remote BIOS management Out-of-Band systems checks TPM Provisioning Mount/Unmount ISO images from Samba/HTTP Basic Redfish APIs CIM management SysLog	Remote OS deployment Auto-discovery Power capping RAID monitoring and configuration HDD monitoring Advanced Redfish APIs FW update policy System lock down Crash screen/video capture	3rd Party vendor support POD & Rack-level management SDI Lifecycle management Manage Composable Dissaggregated Infrastructure Zero-touch provisioning for network configuration Single pane of glass for data center deployment Rich analytics & telemetry User defined role-based access control

* For detailed information, please check with your Supermicro sales representative or refer to Supermicro website:
<https://www.supermicro.com/en/solutions/management-software>



Global Expansion

Providing Greater Economies of Scale and Accelerated Support to Data Center, Cloud Computing, AI, Enterprise IT, HPC, 5G, Hyperscale, and Embedded Solutions Customers Worldwide



Worldwide Headquarters
San Jose, California, USA



America

- Supermicro's Headquarters expansion: Over 1.5 million square foot **Green Computing Park** in San Jose, California signals the company's increasing leadership in the IT industry
- One of the largest high-tech R&D, manufacturing, and business hubs in Silicon Valley
- East Coast Sales and Service Office



APAC

Supermicro's **Asia Science and Technology Park** is a key milestone in the company's growth as a true global leader in the development of advanced, power saving computing technologies



Silicon Valley

Expanded manufacturing, command center



EMEA

Supermicro's system integration facility and services in The Netherlands serves the dynamic, rapidly growing EMEA market with localized supply and time-to-market advantages

Supermicro Worldwide

Worldwide Headquarters

Super Micro Computer, Inc.
980 Rock Avenue, San Jose, CA 95131 USA
Tel: +1-408-503-8000
Fax: +1-408-503-8008
General Info: Marketing@Supermicro.com
Tech Support: Support@Supermicro.com
Webmaster: Webmaster@Supermicro.com

European Branch

Super Micro Computer, B.V.
Het Sterrenbeeld 28, 5215 ML,
's-Hertogenbosch, The Netherlands
Tel: +31-73-640-0390
Fax: +31-73-641-6525
General Info: Sales_Europe@supermicro.com
Support: Support_Europe@supermicro.com

Taiwan Office

Super Micro Computer, Inc.
3F., No.150, Jian 1st Rd., Zhonghe Dist.,
New Taipei City 235, Taiwan (R.O.C.)
Tel: +886-2-8226-3990
Fax: +886-2-8226-3992
Support: Support@Supermicro.com.tw

Beijing, China Office

Supermicro Technology (Beijing) Co., Ltd
Suite 701, Tower D, Jiahua Building,
No.9, Shangdi 3rd Street,
Haidian District, 100085,
Beijing, China
Tel: +86-10-62969165
E-mail: Sales-CN@supermicro.com

Japan Office

Supermicro Japan
21F Shibuya Infos Tower, 20-1,
Sakuragaoka-cho, Shibuya-Ku, Tokyo,
150-0031 Japan
Tel: +81-3-5728-5196
Fax: +81-3-5728-5197
Sales Inquiry: Sales_Inquiry_JP@Supermicro.com
Tech Support: Support_Japan@Supermicro.com

U.S. East Coast Office

Super Micro Computer, Inc.
525 Washington Blvd, 20th Floor
Jersey City, NJ 07310 USA
General Info: Marketing@Supermicro.com

U.K. Sales Office

Super Micro Computer, B.V.
Regus - Reading Green Park
200 Brook Drive, Green Park, Reading
Berkshire, England, RG2 6UB, UK
Tel: +31-73-640-0390 Ext. 2800
General Info: Sales_Europe@supermicro.com
Tech Support: Support_Europe@supermicro.com

Supermicro Science & Technology Park

Super Micro Computer, Inc.
No.1899, Xingfeng Rd., Bade Dist.,
Taoyuan City 334, Taiwan (R.O.C.)
Tel: +886-2-8226-3990
Fax: +886-3-362-8266
Support: Support@Supermicro.com.tw

Shanghai, China Office

Super Micro Computer, Inc.
Room 702, No 398, North Caoxi Road,
HuiZhi Building, Xuhui District,
Shanghai, China 200030
Tel: +86-21-61152558
Tech Support: +86-21-61152556
E-mail: Sales-CN@supermicro.com
Support: Support-CN@supermicro.com

Korea Office

Super Micro Computer Holding B.V.
#1001, Trade Tower, 511, Yeongdong-daero,
Gangnam-gu, Seoul, Korea, 06164
Tel: +82-2-554-0045
Fax: +82-2-554-0146
Sales Inquiry: Sales-Asia@supermicro.com.tw



Better

Better Performance
Per Watt and Per Dollar




Faster

First-to-Market Innovation with the
Highest Performance Server Designs



Greener

Reduced Environmental
Impact and Lower TCO



Worldwide Headquarters

Super Micro Computer, Inc.
980 Rock Ave.
San Jose, CA 95131, USA
Tel: +1-408-503-8000
Fax: +1-408-503-8008
E-mail: Marketing@Supermicro.com

EMEA Headquarters

Super Micro Computer, B.V.
Het Sterrenbeeld 28, 5215 ML,
's-Hertogenbosch, The Netherlands
Tel: +31-73-640-0390
Fax: +31-73-641-6525
E-mail: Sales_Europe@supermicro.com

APAC Headquarters

Super Micro Computer, Taiwan Inc.
3F, No. 150, Jian 1st Rd., Zhonghe Dist.,
New Taipei City 235, Taiwan
Tel: +886-2-8226-3990
Fax: +886-2-8226-3991
E-mail: Marketing@Supermicro.com.tw

www.supermicro.com

©Super Micro Computer, Inc. Specifications subject to change without notice. All other brands and names are the property of their respective owners. All logos, brand names, campaign statements and product images contained herein are copyrighted and may not be reprinted and/or reproduced, in whole or in part, without express written permission by Supermicro Corporate Marketing.

MKT-0002-02/2025-R36

