

IPC-619

Short-depth 4U rackmount chassis for full-size SBC



CE FCC


Features

- Space-saving 4U rackmount chassis, with only 429 mm depth
- Supports backplanes up to 14 slots
- Shock-resistant drive bay design supports up to two 5.25" and one 3.5" disk drives
- Power supply options up to 400W PS/2 single power


Specifications

Drive Bay	5.25"	External	
	3.5"	2	
Cooling	Fans	1 (12 cm/85 CFM)	
	Air Filters	Yes	
I/O interfaces	USB	2 (front-accessible)	
	Notification LEDs	PWR, HDD	
Miscellaneous	Control	Power switch and system reset button	
	Rear Panel	One 9-pin D-Sub opening	
Environment	Temperature	Operating: 0 ~ 40° C (32 ~ 104° F)	Non-Operating: -20 ~ 60° C (-4 ~ 140° F)
	Humidity	10 ~ 85% @ 40° C, non-condensing	10 ~ 95% @ 40° C, non-condensing
	Vibration (5-500 Hz)	1 Grms	2 G
	Shock	10 G (with 11 ms duration, half sine wave)	
Physical	Dimensions (W x H x D)	482 x 177 x 430 mm (19" x 7" x 16.9")	
	Weight	15 kg (33 lb)	

Front View

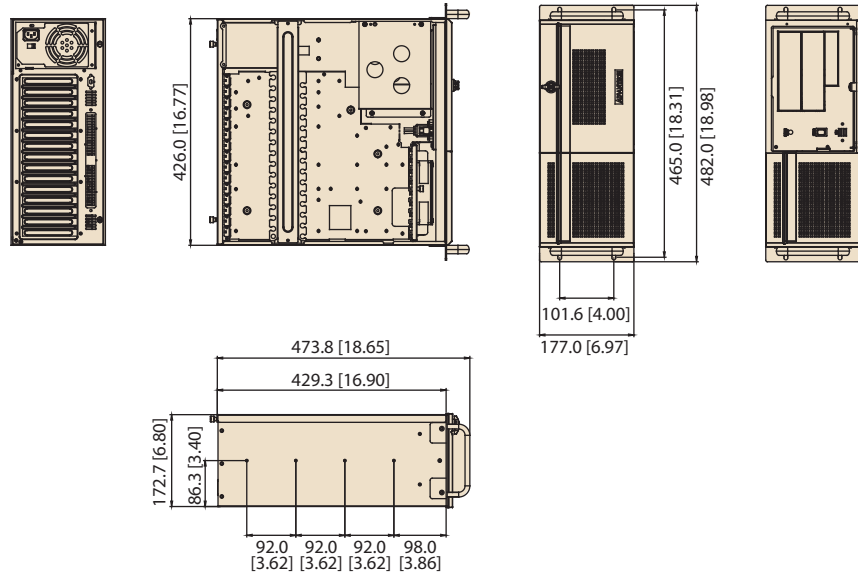


Inside View



Dimensions

Unit: mm [inch]



Ordering Information

Model Name	Power Supply
IPC-619BP-00XE	Without power supply, with ATX switch

Power Supply Options

Part Number	80 Plus Grade	Wattage	Type	Input
PS8-250ATX-ZE	Bronze	250W	Single	AC 100 ~ 240V (full range)
PS8-300ATX-ZBE	Bronze	300W	Single	AC 100 ~ 240V (full range)
PS8-400ATX-ZE	Bronze	400W	Single	AC 100 ~ 240V (full range)

Optional Accessories

Part Name	Description
1990001298	Door filter 150 x 68 mm
1990001299	Fan filter 95 x 130 mm
1750002121	Fan 120 x 120 x 25 mm
IPC-DT-3120E	Mobile rack for converting a 3.5" drive bay to dual 2.5" SATA HDD trays
IPC-DT-5230E	Mobile rack for converting dual 5.25" drive bays to three 3.5" SATA HDD trays