

IPC-6606/6608

6/8-Slot Desktop/Wallmount Chassis



Features

- Supports 6/8-slot PICMG 1.0 / PICMG 1.3 backplane
- Shockproof drive bay for 5.25" ODD and 3.5" HDD
- Two front access USB ports
- Bidirectional to mount chassis on wall or workbench
- Easily-maintained system fan and filter


CE FCC

Specifications

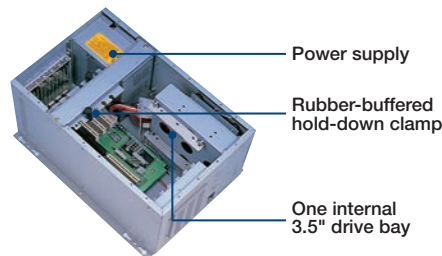
Model Name		IPC-6606	IPC-6608
Drive Bay	5.25"	1	2
	3.5"	2 (1 front-accessible, 1 internal)	1
Front I/O Interface	USB 2.0	2	2
Cooling	Fan	1 (9 cm / 53 CFM)	1 (12 cm / 85 CFM)
	Air Filter	Yes	
Miscellaneous	LED Indicators	Power and HDD	
	Control	Power switch and reset button	
Environment		Operating	
	Temperature	0 ~ 40 °C (32 ~ 104 °F)	
	Humidity	10 ~ 85% @ 40 °C, non-condensing	
Physical Characteristics	Dimensions (W x H x D)	174 x 254 x 396 mm (6.9" x 10" x 15.6")	174 x 315 x 410 mm (6.9" x 12.4" x 16.1")
	Weight	9 kg (19.8 lb)	11 kg (24.2 lb)

Front View

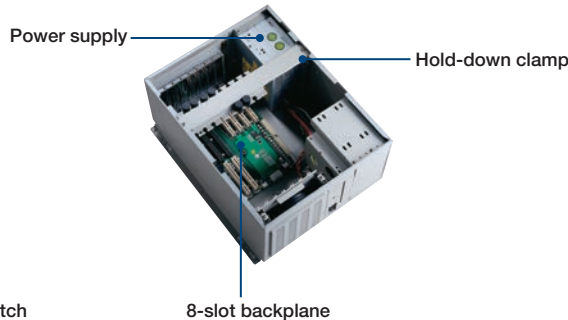
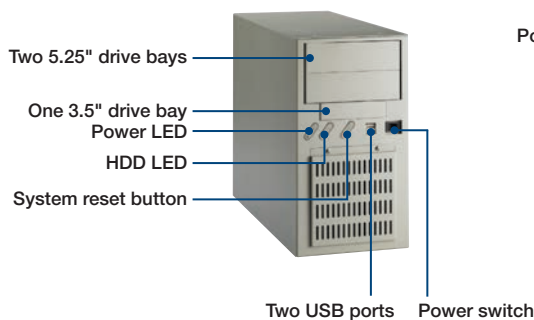
IPC-6606



Inside View



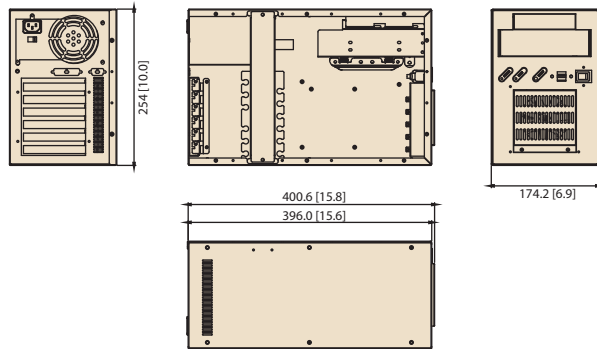
IPC-6608



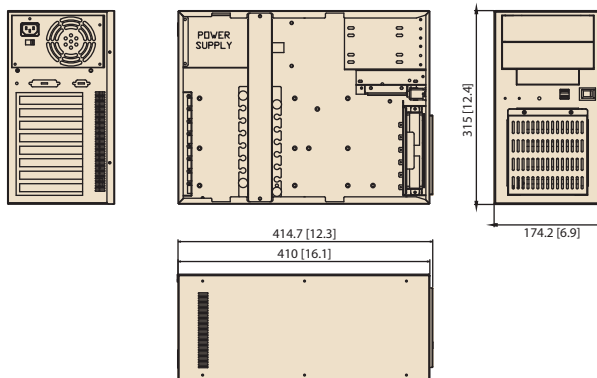
Dimensions

Unit: mm [inch]

IPC-6606



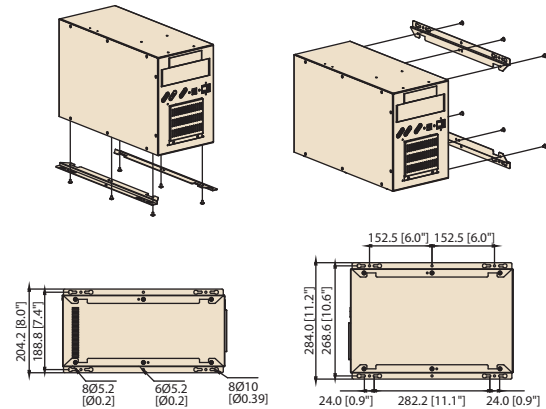
IPC-6608



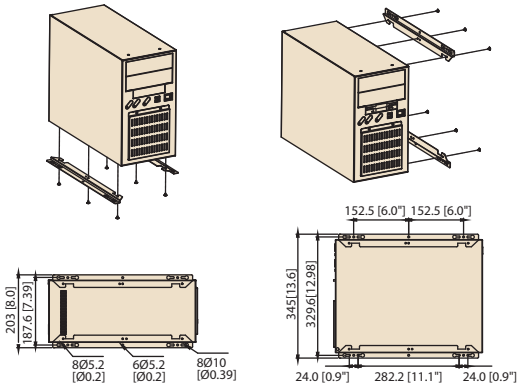
Installation

Unit: mm [inch]

IPC-6606



IPC-6608



Ordering Information

Part Number	Power Supply	Wattage	Backplane	Switch
IPC-6606				
IPC-6606BP-25BE	PS8-250ATX-ZE	250W	-	AT
IPC-6606BP-30CE	PS8-300ATX-ZBE	300W	-	ATX
IPC-6606P3-25BE	PS8-250ATX-ZE	250W	PCA-6106P3-0D2E	AT
IPC-6606P3-30CE	PS8-300ATX-ZBE	300W	PCA-6106P3-0D2E	ATX
IPC-6608				
IPC-6608BP-25BE	PS8-250ATX-ZE	250W		ATX
IPC-6608BP-30CE	PS8-300ATX-ZBE	300W		ATX

Optional Accessories

Part Number	Description
IPC-DT-3120E	Mobile rack for converting a 3.5" drive bay to dual 2.5" SATA HDD trays
IPC-DT-5230E	Mobile rack for converting dual 5.25" drive bays to three 3.5" SATA HDD trays